

UT MARTIN SKYHAWKS

2017 VOLLEYBALL MEDIA GUIDE



2017 UT MARTIN SKYHAWK VOLLEYBALL



#2 MEGAN FAIR
OH • 6-0 • Jr.
Conover, NC



#3 BROOKE GYORI
DS • 5-4 • Jr.
Oregon, Ohio



#4 MACY CATLETT
L/DS • 5-4 • So.
St. Louis, Mo.



#5 JAMIE RYS
DS • 5-7 • Fr.
Bloomington, Ill.



#6 KENZIE HINSHAW
S • 5-9 • Fr.
Fishers, Ind.



#7 MADDI NOBLE
S • 5-10 • Fr.
Glendale, Ariz.



#8 RACHEL NOFFSINGER
MB • 6-0 • Sr.
Anna, Ohio



#9 MCKALA BOZMAN
MB • 6-0 • Jr.
King, NC



#10 MACY REIGELSPERGER
MB • 5-10 • Sr.
Coldwater, Ohio



#11 HANNAH PHILLIPS
OH • 6-1 • So.
Orient, Ohio



#12 JEMIMA IDEMUDIA
MB • 6-2 • Sr.
Glendale, Ariz.



#13 JUSTINE WALKER
MB/OPP • 6-2 • Fr.
Gilbert, Ariz.



#14 HAYLEY GRAY
OPP • 6-0 • Sr.
Watscka, Ill.



#19 KELLY LEAN
S • 5-9 • Sr.
Victoria, Australia



UNIVERSITY QUICK FACTS

Founded: 1900; Senior College, 1951
Enrollment: 6,705
Nickname: Skyhawks
Colors: Navy Blue and Orange
Affiliation: NCAA Division I
Conference: Ohio Valley
Chancellor: Dr. Keith Carver
Athletics Director: Kurt McGuffin
Athletics Web Site: www.UTMSports.com

UTM VOLLEYBALL PERSONNEL

Head Coach: Jaclynn Yocum
Alma Mater: Coastal Carolina, 2008
Tenure at UT Martin: Third Season
Career Record: 136-75 (Six seasons)
UTM Record: 18-46 (Two seasons)
E-Mail Address: jyocum@utm.edu
Office Telephone: (731) 881-7332

Assistant Coach: Julia Noe
Alma Mater: Western Kentucky, 2010
Tenure at UT Martin: Seventh Season
E-Mail Address: jnoe5@utm.edu
Office Telephone: (731) 881-3332

UTM VOLLEYBALL QUICK FACTS

2016 Overall Record: 9-22
2016 Conference Record (Finish): 5-11 (10th)
Postseason: None
Players Returning/Lost: 7/5
Starters Returning/Lost: 3/3+libero
Newcomers: 7

Arena (Capacity): Skyhawk Fieldhouse (3,000)
First Year of Volleyball: 1969
First Year of Division-I Volleyball: 1992
All-Time Division-I Record: 306-482
All-Time OVC Record: 154-268
All-Time OVC Tournament Record: 8-11
OVC Tournament Appearances: 12
Last OVC Tournament Appearance: 2012

UTM SPORTS INFORMATION

Sports Information Director/VB Contact: Ryne Rickman
E-Mail Address: rrickman@utm.edu
Office Phone: (731) 881-7632
Cell Phone: (270) 703-2601
Fax Number: (731) 881-7624
Mailing Address: UT Martin Sports Information
 1022 Elam Center
 15 Mt. Pelia Rd.
 Martin, TN 38238

INSIDE THE GUIDE

Quick Facts.....	1
Media Information.....	2
Skyhawk Fieldhouse.....	3
Head Coach.....	4-5
Assistant Coach/Support Staff	6-8
BIO CAPSULES	9
Roster and Breakdown.....	10
Player Bios.....	11-21
All-Time Roster	22
2017 PREVIEW	23
Season Outlook.....	24
Opponents/Postseason History.....	25-27
Ohio Valley Conference.....	28
2016 REVIEW	29
Season Recap.....	30
Final Statistics	31-32
RECORD BOOK	33
Notable Skyhawks	34
Career/Season Records.....	35-36
Match/Team Records	37-38
Yearly Division-I Leaders.....	39
All-Time Division-I Results	40-45
Yearly Division-I Results.....	46-50
THIS IS UT MARTIN	51
Skyhawk Athletics.....	52-53
Notable Alumni/OVC Academic Awards	54-55
Athletics Director	56

CREDITS

The 2017 University of Tennessee at Martin volleyball media guide was written and produced by sports information director Ryne Rickman using Adobe InDesign CC 2017. Special editorial assistance was provided by Alex Boggis. Front cover design by Alex Boggis, photos by Raffae Lazarian, Nathan Morgan, Trevor Ruszkowski, Tyler Holmes, Tom Via and Danny Karnik. Layout designs by Ryne Rickman and Matt Maxey.

The University of Tennessee at Martin does not discriminate on the basis of race, sex, color, religion, national origin, age, disability or veteran status in provision of educational opportunities or employment opportunities and benefits. UT Martin does not discriminate on the basis of sex or disability in the education programs and activities which it operates, pursuant to requirements of Title VI of the Civil Rights Act of 1964 as codified in 42 U.S.C. 2000D; Title IX of the Educational Amendments of 1972, Public Law 92 318; Section 504 of the Rehabilitation Act of 1973, Public Law 93-112; the Americans with Disabilities Act of 1990, Public Law 101-336; and the Age Discrimination in Employment Act. This policy extends to both employment by and admission to the university. Inquiries concerning Title VI, Title IX, Section 504, the Americans with Disabilities Act, and the Age Discrimination in Employment Act should be directed to the Office of Equity and Diversity, 240 Gooch Hall, UT Martin, Martin, TN 38238-5002, 731-881-7202. Charges of violation of the above policy also should be directed to the Equity and Diversity Officer. E05-0416-00-007-18.



RYNE RICKMAN
SPORTS INFORMATION DIRECTOR

Men's Basketball, Volleyball, Golf,
Women's Tennis, Rodeo and Equestrian

OFFICE PHONE: 731-881-7632
CELL PHONE: 270-703-2601
EMAIL: RRICKMAN@UTM.EDU



ALEX BOGGIS
ASSISTANT SPORTS INFORMATION DIRECTOR

Football, Women's Basketball,
Softball, Cross Country and Track

OFFICE PHONE: 731-881-7694
CELL PHONE: 618-357-1536
EMAIL: DABOGGIS@UTM.EDU



JAKE ROGERS
SPORTS INFORMATION INTERN

Soccer, Rifle, Baseball

OFFICE PHONE: 731-881-7694
CELL PHONE: 731-819-5371
EMAIL: JACAROG@UT.UTM.EDU

Office Fax: 731-881-7624
Web Site: www.UTMSports.com
Facebook: /UTMSports
Twitter: @UTMSports and @UTM_Gameday
Instagram: UTMSports

Mailing Address:
UT Martin Sports Information
1022 Elam Center
Martin, TN 38238



INTERVIEW POLICIES

Media interviews with players and coaches are encouraged, and every effort will be made to accommodate media requests. In-person interviews are preferred. Telephone interviews can be arranged through the sports information office. Reach out to the sports information office for the best time to reach head coach Jaclynn Yocum-Wilson.

POSTGAME AVAILABILITIES

Players and coaches will be available for interviews on the volleyball court after a brief cooling-off period at the conclusion of each match. Media will be provided full stat packages upon completion of each match. Skyhawk head coach Jaclynn Yocum-Wilson and selected players will be made available upon request. Space will be made available following postgame interviews for filing stories.

CREDENTIALS

No media credentials are required for coverage of regular season home matches since admission is free. For postseason matches, credentials may be obtained through the sports information office. There is no designated media parking.

PRESS ROW

The press row for UT Martin volleyball is at an elevated height for easy viewing, located directly behind the official scoretable in Skyhawk Fieldhouse. Wireless internet is available throughout the Fieldhouse. Live stats, offered by StatBroadcast.com, can be found at www.UTMStats.com.

ON THE WEB

A wealth of resources for the UT Martin sports information department can be found at www.UTMSports.com. The site features updated schedules, rosters, player information, scores and statistics.

SKYHAWKS IN PRINT

The name of our institution is The University of Tennessee at Martin and if abbreviated, should be referred to as UT Martin. The University of Tennessee at Martin should be used as the first reference in a news story. UT Martin should be used in subsequent references and UTM is acceptable in headlines. Tennessee-Martin, UT-Martin, UT or Martin should never be used. The description Skyhawks should be used to represent all UT Martin athletic teams. Lady-Skyhawks or Hawks should never be used.



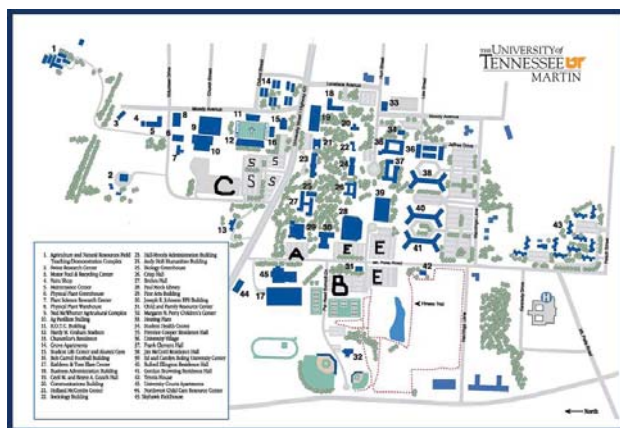


Since 1969, the University of Tennessee at Martin volleyball team has called the Skyhawk Fieldhouse its home. With a capacity of 3,000, Skyhawk Fieldhouse is also home to the volleyball team's locker room, coaches' suite, athletic training facilities and sports information offices.

The Fieldhouse underwent a major facelift in the summer of 2014, as a brand new playing court was installed with a large Skyhawk head logo placed at midcourt. That followed an overhaul in the summer of 2011 that featured a large "Skyhawk Volleyball" screenprint was placed on the west wall. A total of 115 temporary plastic seats were also installed in the south bleachers, behind the bench areas. The volleyball locker room also went through a drastic renovation in the summer of 2017, completed just in time for the start of the season.



Before construction of the neighboring Kathleen and Tom Elam Center in 1976, Skyhawk Fieldhouse was also home to the UT Martin men's and women's basketball teams. Now Skyhawk Fieldhouse is also home to many of the university's largest and most well-known events that surround Homecoming and Greek Week. The UT Martin volleyball team hosted the First State Skyhawk Invitational in three recent seasons (2011, 2012, 2014), which consisted of four teams playing in a two-day tournament.



UT Martin hosted the 2002 Ohio Valley Conference Tournament at Skyhawk Fieldhouse and claimed its first tournament championship and automatic bid to the NCAA tournament, with a 3-0 title match win over Southeast Missouri. The 2002 OVC Tournament also produced the largest crowd at Skyhawk Fieldhouse when 1,172 fans watched UT Martin defeat rival Murray State 3-2 in the semifinals.

DIRECTIONS TO SKYHAWK FIELDHOUSE

Skyhawk Fieldhouse is located adjacent to the Kathleen and Tom Elam Center, on campus, at the corner of Mt. Pelia Road and Pat Head Summitt Drive.

From I-24 East (Paducah, Ky.)

Take Exit 7 (Mayfield/Paducah) to Hwy. 45 South toward Mayfield. At Mayfield, turn right on Purchase Parkway (Fulton, Ky. Exit 121). At Fulton, follow Hwy. 45E South Bypass to Martin. Turn right onto University Street to the intersection of Mt. Pelia road Skyhawk Fieldhouse is on the right.

From I-40 West (Nashville, Tenn.)

Take Exit 108 North (Parker's Crossroads) to Highway 22. Follow Highway 22 to Martin. Exit onto Skyhawk Parkway and turn right at the first traffic light onto University Street. Make a right at the first traffic light onto Mt. Pelia Drive and Skyhawk Fieldhouse is on the right.

From I-40 East (Memphis, Tenn.)

Take Exit 80-B North to Highway 45 By-pass. Follow Highway 45E (Milan Exit) to Martin. Exit onto Skyhawk Parkway and turn right at the first traffic light onto University Street. Make a right at the first traffic light onto Mt. Pelia Drive and Skyhawk Fieldhouse is on the right.

TOP 10 FIELDHOUSE CROWDS

Date	Opponent	Attendance	Result
Nov. 22, 2002	Murray State*	1,172	W, 3-2
Oct. 15, 1999	Eastern Illinois	1,088	L, 3-0
Nov. 11, 2016	Jacksonville State	817	W, 3-0
Nov. 13, 2015	Tennessee Tech	751	L, 3-2
Nov. 23, 2002	Southeast Missouri*	738	W, 3-0
Sept. 28, 2001	Eastern Illinois	726	L, 3-2
Sept. 2, 2011	Stephen F. Austin	698	L, 3-1
Oct. 23, 2009	Jacksonville State	628	L, 3-1
Nov. 12, 2002	Tennessee State	627	W, 3-0
Sept. 22, 2010	Murray State	616	L, 3-1

* Ohio Valley Conference Tournament

**S
K
Y
H
A
W
K

F
I
E
L
D
H
O
U
S
E**



JACLYNN YOCUM-WILSON

HEAD COACH

THIRD SEASON

COASTAL CAROLINA, 2008

Jaclynn Yocum-Wilson is in her third season as the University of Tennessee at Martin head volleyball coach. She was officially named the seventh head coach in Skyhawk history on May 11, 2015.

Yocum-Wilson was named to the prestigious 2015 “Thirty Under 30” list compiled by the American Volleyball Coaches Association. She was one of just four Division-I head coaches to earn a spot on that list. Her debut season at UT Martin included a road victory at a 22-win Ole Miss squad, which was the program’s first win over a Southeastern Conference opponent since 2011.

In only two years at UT Martin, Yocum-Wilson has presided over six Ohio Valley Conference Players of the Week and a pair of all-conference honorees. That includes Jemima Idemudia, who in 2016 became just the fifth different Skyhawk (first since 2012) to earn a spot on the All-OVC first team.

Yocum-Wilson amassed a 118-29 record (.803 winning percentage) and won 92 percent of her conference games (46-4) at Columbus State from 2011-14. She guided the Cougars to the last two Ohio Community College Athletic Conference championships, completing a perfect 14-0 season in 2014 after the squad went 12-0 in league play in 2013 on her way to back-to-back OCCAC Coach of the Year accolades. Overall, the Cougars reached the top-10 in the national standings in each of her final three seasons in Columbus.

Yocum-Wilson led Columbus State to a 34-4 record in 2014, a Region E district championship and the program’s first-ever national Final Four appearance. She earned Region E District Coach of the Year honors while coaching 17 all-conference players in her four-year tenure with the Cougars. Included in that group is Stephanie Ruffing (2014 OCCAC Player of the Year, District E Player of the Year, first team All-American) and Ellie Cain (first team All-OCCAC, first team All-Region 12, NJCAA All-National Tournament team).

In 2013, Yocum-Wilson tallied a career-high 35 victories against only six losses. That followed a 27-9 mark (10-2 OCCAC) in 2012 and a 22-10 record (10-2 OCCAC) in 2011 – her debut season. Her 2012 and 2013 squads earned Region E district runner-up finishes.



YOCUM YEAR-BY-YEAR

YEAR.....	SCHOOL.....	RECORD.....	CONF.....
2011.....	Columbus State CC.....	22-10.....	10-2
2012.....	Columbus State CC.....	27-9.....	10-2
2013.....	Columbus State CC.....	35-6.....	12-0
2014.....	Columbus State CC.....	34-4.....	14-0
2015.....	UT Martin.....	9-24.....	5-11
2016.....	UT Martin.....	9-22.....	5-11
TOTALS	6 SEASONS	136-75	56-26
		(.645)	(.683)



Before taking over as head coach at Columbus State, Yocum-Wilson spent one season as an assistant for the Cougars under head coach Kevin Burch. She also spent time as an adjunct professor for the sports and exercise science department at Columbus State.

Yocum-Wilson played collegiately at Coastal Carolina University in Conway, SC. She suffered a shoulder injury following her freshman season (2004) which was thought to be career-ending but she remarkably returned to the court in 2009 at Columbus State, where she was a star for a Cougar team that won the OCCAC title, the Region XII championship and reached the No. 7 spot at the national tournament under head coach Scott Nichols.

At the prep level, Yocum-Wilson was a four-year letterwinner at Jonathan Adler High School, where she earned first team all-Ohio accolades. She was a two-time all-district honoree, a three-time all-county recipient and was the county and district player of the year as a senior in 2003. In addition to her volleyball prowess, she was also an All-Madison County honoree in both basketball and softball, becoming the first athlete in JAHS history to be named to three district All-Star contests.

Following her collegiate career, Yocum-Wilson played professionally as an outside hitter and libero for the Arizona Sizzle of the USA Premier Volleyball League. In addition to her duties at Columbus State, she also coached the Buckeye Volleyball Club from 2008-14. She also has coached at elite camps at the University of Illinois and at the University of Tennessee.

A native of Plain City, Ohio, Yocum-Wilson happily married Paul Wilson in July 2017. She graduated Magna Cum Laude with a degree in communications and journalism from Coastal Carolina in 2008. She then graduated Summa Cum Laude with a Master's in sports and exercise science/athletic administration from Concordia University-Irvine in 2013.



**H
E
A
D**

**C
O
A
C
H**



JULIA NOE

ASSISTANT COACH

SEVENTH SEASON

WESTERN KENTUCKY, 2010

Julia Noe is in her seventh season as an assistant volleyball coach at the University of Tennessee at Martin. She was previously a volunteer assistant at Western Kentucky and an assistant coach of the prestigious Kentucky Indiana Volleyball Academy (KIVA) 18 Red club team based out of Louisville, Ky.

Primarily working with the setters at UT Martin, Noe has coached the only three Skyhawks to ever compile a triple-double in a match (Jenna Miller, Amanda Crask and Madison Bergren). Miller accomplished the feat during her senior season in 2011 while Crask compiled three triple-doubles in 2012-13 and Bergren accomplished the feat in 2014.

Noe has also coached four of the six players in school history who have racked up at least 1,000 assists in a single season (Miller, Crask, Ellie Cain, Kelly Lean).

Last fall, the Skyhawks divvied out 1,208 assists as Lean ranked fourth in the OVC with 1,076 assists.

In 2015, UT Martin tallied 1,329 assists as a team. Cain was responsible for 1,135 assists and earned adidas Ohio Valley Conference Setter of the Week honors on Nov. 2.

Noe oversaw a Skyhawk team that accumulated 1,279 assists in 2014. Bergren (935 assists) and Crask (138 assists) shared setter duties as they helped lead UT Martin to a .199 attack percentage which ranked third in the OVC.

Crask won OVC adidas Setter of the Week accolades in the first two weeks of the 2013 season. Her 1,169 assists that season ranked as the sixth-most assists in UT Martin single season history while she also became one of just six setters in Skyhawk history to hand out at least 2,000 career assists.

In 2012, Noe helped guide Crask to an All-OVC Newcomer selection. As a freshman, Crask led the Skyhawks in matches started (30), assists (884, 8.42 per set) and attack percentage (.215) while adding 158 kills, 23 service aces, 218 digs and 34 blocks. Crask registered 10 double-doubles and handed out at least 30 or more assists on 18 different occasions.

Noe's impact was immediately felt in her first season at UT Martin in 2011. The Skyhawks posted their first winning season since 2006 and made it to the OVC Tournament championship match for the first time since 2002. UT Martin's 19 overall wins and 12 OVC victories were also the most since 2002.

Also in 2011, Noe oversaw a squad that ranked second in program history with 1,561 assists. She coached Miller, who graduated with the third-most career assists (3,140) in Skyhawk history.

Noe helped the Lady Toppers to a 25-9 record in 2009, while also previously serving as a varsity assistant coach at her high school alma mater (Sacred Heart Academy) and co-head coach of the Bravo 18-1 club squad in 2010.

As a player, Noe was an integral piece of the Western Kentucky University volleyball team from 2005-08 and established herself as one of the greatest setters to ever don the Lady Topper uniform. In her four seasons (2005-08), the Lady Toppers compiled a 110-32 record, including a 52-11 Sun Belt Conference slate. Western Kentucky made three NCAA Tournament appearances while winning a pair of SBC East championships and SBC tournament titles in Noe's tenure as a player.

Noe's storied playing career included three all-conference selections (2006-08), a spot on the 2008 All-SBC Tournament team and a first-team American Volleyball Coaches Association (AVCA) All-South Region mention in 2008. That same year, she was also named as an AVCA All-American honorable mention.

A Louisville native, Noe received national attention as a junior. She received the Collegiate Volleyball Update (CVU.com) National Player of the Week on Oct. 2, 2007, becoming the first Western Kentucky player to earn a national player of the week accolade since 2003. In her record-setting week, she averaged 13.78 assists, 2.56 kills and 2.67 digs per game while hitting .413 in a pair of SBC victories.

During her senior campaign, Noe's steadiness helped the Lady Toppers consistently rank in the top five in the nation in hitting percentage. Noe's name is found dotted all across the Western Kentucky record book. She is the program's all-time leader in triple-doubles, amassing six of the program's 16 such performances. She also ranks in the top-5 of three career categories: assists (4,369, third); assists per game (9.92, fourth); and hitting percentage (.317, fifth). Her single-game hitting percentage of .800 (12 kills, no errors, 15 attempts) against Indiana on Aug. 26, 2007 rank as the second-best performance in Lady Topper history. She is listed six times in the program's top-10 single-season records in assists, assists per game, service aces and service aces per game.

In addition, Noe accumulated 954 digs, 632 kills, 164 blocks and 127 service aces in her collegiate career.

At Sacred Heart Academy, Noe was a four-year starter who led the Valkyries to the KHSAA state championship in 2003. She racked up all-state, all-district, all-tournament and academic all-state awards while at SHA and was also a three-time All-American for KIVA, winning two national championships for the AAU squad.

Noe received her bachelor of science in interior design from Western Kentucky in 2010.





ALEX EVANS

STUDENT ASSISTANT

FIRST SEASON

MULVANE, KAN.

Alex Evans is in his first season as a student assistant on the UT Martin volleyball coaching staff.

Evans' responsibilities include supporting with practices both on the court and behind the scenes, game day management and assisting with statistics and video operations.

A Mulvane, Kan. native, Evans joins the Skyhawk volleyball program after two seasons as a student-athlete for the UT Martin baseball team. The 6-2 right-hander established himself as one of the best pitchers in program history, ranking fourth in career victories (16), seventh in saves (five) and 10th in strikeouts (140) from 2016-17.

Evans' senior campaign included eight wins, 28 appearances, 73 strikeouts and four saves - each of which ranks in the top-10 in Skyhawk single-season history. He also notched eight wins and tossed 88.1 innings as a junior in 2016, ranking in the top-10 in school history in those statistical categories as well.

Last season, Evans helped UT Martin to a Division-I record 25 wins. In addition, he guided the program to a school-record 12 Ohio Valley Conference victories and its first Ohio Valley Conference Tournament appearance since 2011. He earned Tennessee Sports Writers Association Pitcher of the Week honors on March 8, 2016.

An avid intramural volleyball player, Evans attended Barton Community College (2013-15) in Great Bend, Kan. and Mulvane High School (2009-13) before transferring to UT Martin. He is currently pursuing his bachelor's degree in accounting.



RYNE RICKMAN

SPORTS INFORMATION DIRECTOR

10TH SEASON

MURRAY STATE, 2008

Ryne Rickman has worked in the UT Martin sports information office since 2008. At UT Martin, Rickman is the media contact for football (secondary), volleyball, men's basketball, golf, tennis equestrian and rodeo teams. Rickman also serves as official statistician at most Skyhawk home events, produces media guides, game day programs, press releases, and serves as a media host and coordinating event operations.

While at UT Martin, Rickman has taken part in several other sports information ventures. In April 2014, he earned the role of official statistician at the 2014 NCAA Women's Basketball Final Four in Nashville, serving in that role for all three games. He was the official statistician for the national championship game

which involved two undefeated teams in Notre Dame and Connecticut.

Since 2010, he has served as the official statistician at the Ohio Valley Conference men's and women's basketball tournament in Nashville, where he was solely responsible for all stats from the tournament. He also served in that same role for the 2012 NCAA Men's Basketball Tournament Second/Third Rounds, also held in Nashville.

Rickman was also Tournament Director of the 2011 OVC Tennis Tournament, held in Paducah, Ky. In March of 2009, Rickman was a media relations assistant at the NCAA men's basketball South Regional tournament in Memphis, arranging press conferences and post-game interviews in the Sweet 16/Elite 8 rounds. He also served as official scorer of the 2008 Major/60 12 Year Old Cal Ripken World Series in Martin from Aug. 7-14, 2008, overseeing the four-day, 10-team national Babe Ruth Little League tournament.

A native of Benton, Ky., Rickman came to UT Martin from Murray State, where he graduated with a degree in journalism and a minor in recreation in May 2008. He worked part-time as a student worker in the Athletics Media Relations office for four years and was the media contact for track and field and cross country, and also the head researcher for football and basketball media guides. He was a co-contributor to Murray State's 2007 football media guide, which was named by the College Sports Information Directors of America (CoSIDA) as the Best in the Nation for Football Bowl Subdivision universities.

S
U
P
P
O
R
T

S
T
A
F
F



ALEX REAMY

ATHLETIC TRAINER

FIRST SEASON

LOUISVILLE, 2011

Alex Reamy is in his first full-time season with the Skyhawk athletic training staff. He works directly with the volleyball and men's basketball teams while assisting with the other UT Martin athletic programs as well.

Reamy joined the Skyhawk athletic training department in December of 2016 after previously working at KentuckyOne Health, an orthopedic clinic in Louisville, Ky. He was part of a KentuckyOne Health staff who served as the team doctors for the University of Louisville football, baseball and women's basketball teams in addition to various local high schools.

A native of Louisville, Ky, Reamy is a nationally certified and licensed athletic trainer. He graduated with a degree in health and human performance from the University of Louisville in 2011 before obtaining his Master's degree in athletic training from Spalding University in 2016.



CHRIS GILLIES

STRENGTH AND CONDITIONING COORDINATOR

THIRD SEASON

CARSON-NEWMAN, 2007

Chris Gillies joined the department in a full-time capacity prior to the 2015-16 season, serving as the strength and conditioning coordinator for cross country, golf, soccer, softball, women's tennis, volleyball and women's basketball.

Gillies joined Skyhawk athletics in the summer of 2012 and has coordinated the strength and conditioning program for the UT Martin volleyball, softball, tennis and baseball teams. He also worked closely with the Skyhawk football team in 2013 and was an assistant coach for the UT Martin baseball team in 2014.

Before that, Gillies was the head baseball coach at Morristown-Hamblen High School East in northeast Tennessee from 2008-12. He earned 2009 All-Inter

Mountain Athletic Conference Coach of the Year accolades after leading the Hurricanes to a conference championship and regional semifinalist berth.

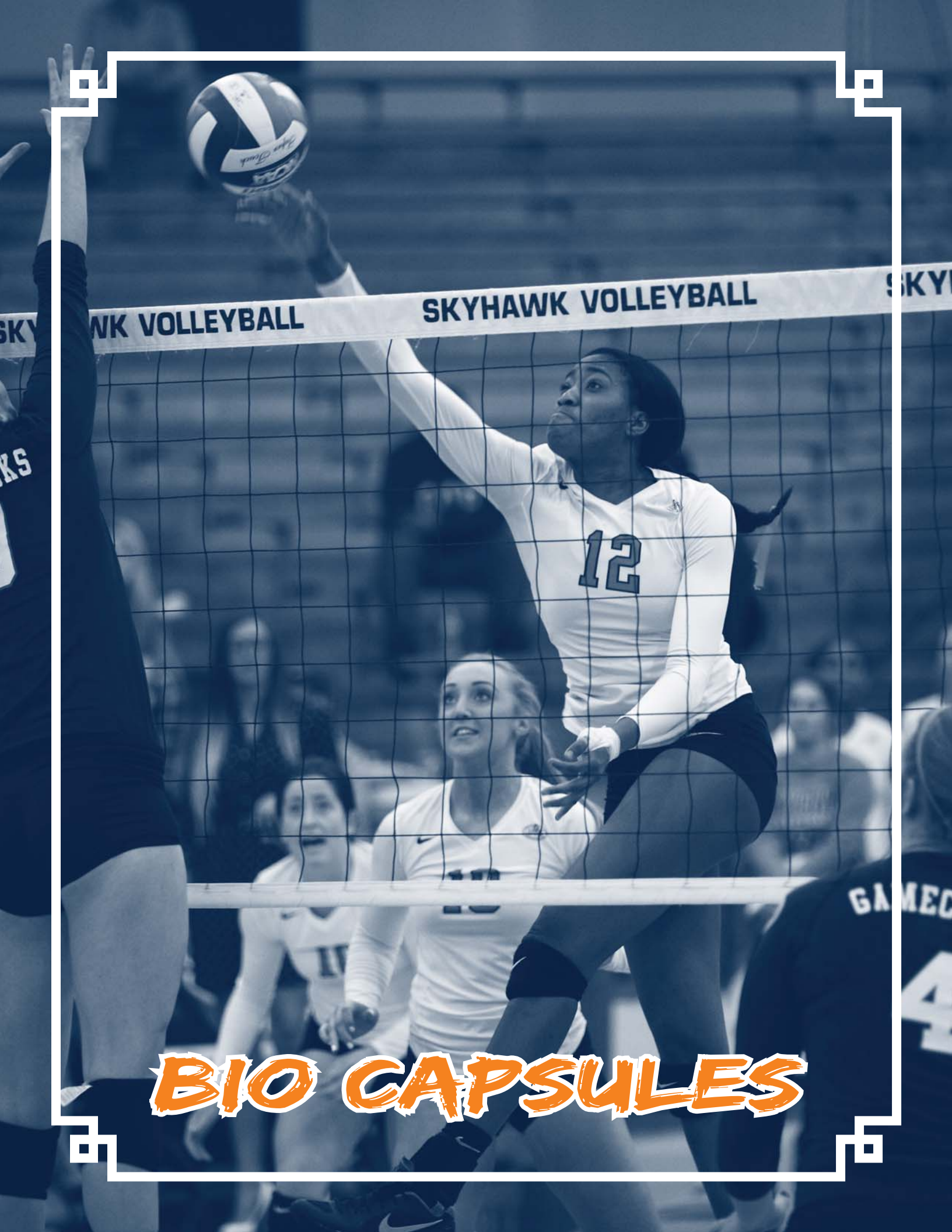
Gillies played collegiate baseball under head coaches Brent Achord (2005) and Tom Griffin (2006-07) at Carson-Newman University in Jefferson City, Tenn. A right-handed pitcher, Gillies pitched alongside current Miami Marlins closer Steve Cishek and helped the Eagles to a 103-64 record and 42-20 slate in South Atlantic Conference play. During Gillies' senior season, Carson-Newman tallied a 36-20 record, a SAC Tournament championship and an appearance in the NCAA Division II South regional tournament.

Overall, Gillies made 40 appearances in his three seasons at Carson-Newman, tallying three victories and two saves on the mound.

Prior to his playing days at Carson-Newman, Gillies was part of a successful run at Grand Rapids Community College. Playing for head coach Doug Wabeke, Gillies helped guide the Raiders to a 75-32 record (including a 50-8 mark in Michigan Community College Athletic Association play) and back-to-back Division II junior college national championships in 2003-04.

Gillies made 14 career appearances for Grand Rapids, logging one win to go along with a pair of saves. His best season came in 2004, when he posted a stellar 2.66 ERA in 10 appearances.

Gillies, whose wife Leslie is an assistant coach for the Skyhawk soccer team, graduated from Carson-Newman in 2007.



BIO CAPSULES



NUMERICAL

No.	Name	Position	Height	Class	Hometown (Previous School)
2	Megan Fair	OH	6-0	Jr	Conover, NC (Catawba Valley CC)
3	Brooke Gyori	L/DS	5-4	Jr	Oregon, Ohio (Owens CC)
4	Macy Catlett	L/DS	5-4	So.	St. Louis, Mo. (Westminster Christian HS)
5	Jamie Rys	DS/OH	5-7	Fr	Bloomington, Ill. (Normal West HS)
6	Kenzie Hinshaw	S	5-9	Fr	Fishers, Ind. (Hamilton Southeastern HS)
7	Maddi Noble	S	5-10	Fr	Glendale, Ariz. (Sandra Day O'Connor HS)
8	Rachel Noffsinger	MB	6-0	Sr	Anna, Ohio (Columbus State CC)
9	McKala Bozman	MB	6-0	Jr	King, NC (Catawba Valley CC)
10	Macy Reigelsperger	OH	5-10	Sr	Coldwater, Ohio (Owens CC)
11	Hannah Phillips	OH	6-1	So.	Orient, Ohio (Westfall HS)
12	Jemima Idemudia	MB	6-2	Sr	Glendale, Ariz. (Scottsdale CC)
13	Justine Walker	MB/OPP	6-2	Fr	Gilbert, Ariz. (Campo Verde HS)
14	Hayley Gray	OPP	6-0	Sr	Watseka, Ill. (Parkland College)
19	Kelly Lean	S	5-9	Sr	Victoria, Australia (Parkland College)

Head Coach: Jaclynn Yocum (Coastal Carolina, 2008), Third Season at UT Martin, Seventh Overall

Assistant Coach: Julia Noe (Western Kentucky, 2010), Seventh Season at UT Martin

Student Assistant: Alex Evans, First Season

ALPHABETICAL

No.	Name	Position	Height	Class	Hometown (Previous School)
9	McKala Bozman	MB	6-0	Jr	King, NC (Catawba Valley CC)
4	Macy Catlett	L/DS	5-4	So.	St. Louis, Mo. (Westminster Christian HS)
2	Megan Fair	OH	6-0	Jr	Conover, NC (Catawba Valley CC)
14	Hayley Gray	OPP	6-0	Sr	Watseka, Ill. (Parkland College)
3	Brooke Gyori	L/DS	5-4	Jr	Oregon, Ohio (Owens CC)
6	Kenzie Hinshaw	S	5-9	Fr	Fishers, Ind. (Hamilton Southeastern HS)
12	Jemima Idemudia	MB	6-2	Sr	Glendale, Ariz. (Scottsdale CC)
19	Kelly Lean	S	5-9	Sr	Victoria, Australia (Parkland College)
7	Maddi Noble	S	5-10	Fr	Glendale, Ariz. (Sandra Day O'Connor HS)
8	Rachel Noffsinger	MB	6-0	Sr	Anna, Ohio (Columbus State CC)
11	Hannah Phillips	OH	6-1	So.	Orient, Ohio (Westfall HS)
10	Macy Reigelsperger	OH	5-10	Sr	Coldwater, Ohio (Owens CC)
5	Jamie Rys	DS/OH	5-7	Fr	Bloomington, Ill. (Normal West HS)
13	Justine Walker	MB/OPP	6-2	Fr	Gilbert, Ariz. (Campo Verde HS)

PLAYERS RETURNING

No.	Name	Position	Key 2016 Stats
12	Jemima Idemudia	MB	110 SP, 310 K, 2.82 K/S, 740 ATT, .243 ATT%, 35 DIG, 126 BLK, 1.15 BLK/S
10	Macy Reigelsperger	OH	110 SP, 256 K, 2.33 K/S, 844 ATT, .085 ATT%, 19 SA, 197 DIG, 49 BLK
19	Kelly Lean	S	110 SP, 55 K, .155 ATT%, 1076 AST, 9.78 AST/S, 17 SA, 184 DIG, 40 BLK
4	Macy Catlett	L/DS	92 SP, 8 AST, 2 SA, 150 DIG, 1.63 DIG/S
8	Rachel Noffsinger	MB	61 SP, 35 K, 90 ATT, .256 ATT%, 11 SA, 20 DIG, 10 BLK
14	Hayley Gray	OPP	57 SP, 98 K, 1.72 K/S, 306 ATT, .170 ATT%, 19 DIG, 19 BLK
11	Hannah Phillips	OH	26 SP, 34 K, 127 ATT, .094 ATT%, 4 SA, 15 DIG, 3 BLK

PLAYERS LOST

No.	Name	Position	Key 2016 Stats
2	Colleen Larson	L/DS	110 SP, 60 AST, 15 SA, 434 DIG, 3.95 DIG/S
35	Madison Wessling	OH	99 SP, 250 K, 2.53 K/S, 802 ATT, .122 ATT%, 10 SA, 200 DIG, 13 BLK
6	Jamie Scherb	L/DS	99 SP, 14 AST, 22 SA, 0.22 SA/S, 196 DIG, 1.98 DIG/S
5	Alisha Erves	MB	89 SP, 121 K, 1.36 K/S, 310 ATT, .235 ATT%, 18 SA, 43 DIG, 36 BLK
13	Sarah Shaw	MB	68 SP, 136 K, 2.00 K/S, 386 ATT, .179 ATT%, 20 DIG, 33 BLK, 0.49 BLK/S



HAYLEY GRAY

OPP • 6-0 • SENIOR

WATSEKA, ILL.

PARKLAND COLLEGE

2016

Was a versatile option during her debut season, playing in 57 sets over 24 matches (including 13 starts)...Amassed 98 kills (1.72 per set), 19 digs, 19 blocks and two assists...Produced at least six kills on seven different occasions, including an 18-kill outburst in the victory against Tennessee State on Oct. 14... Posted a sizzling .448 attack percentage in the big match against Tennessee State, committing only one miscue in 38 attempts while also chipping in career-highs of four digs and three blocks...Also turned away three blocks on three

other occasions in Ohio Valley Conference play...Was named to the OVC Commissioner's Honor Roll.

BEFORE UTM

Joined forces with current UT Martin teammate Kelly Lean to help lead Parkland to the NJCAA Division-II national championship under head coach Cliff Hastings in 2015...In addition to the program's second-ever national championship and first since 1999, she also helped the Cobras to a 57-0 record (winning 171 of 180 sets) and a season-long No. 1 national ranking...Piled up 217 kills (1.78 per set), a .291 hitting percentage and 98 blocks (0.80 per set) last season...Best performance of the season came on Oct. 30 against South Suburban when she dialed up a season-high 11 kills (against zero errors) in 18 swings...Compiled at least four blocks on 10 separate occasions, including a career-high seven blocks (to go along with 10 kills) against Cowley County on Nov. 19...Was also part of a Parkland squad that was the national runner-up in 2014, as the Cobras posted a 54-3 record during her freshman campaign...Delivered 84 kills and 72 blocks (0.85 per set)...Swatted at least four blocks in eight different matches, setting a season-high of six blocks against Waubonsee on Oct. 11...Prepped at Watseka High School, where she played for head coach Krista Pufahl...Helped lead the Warriors to three season of 30 or more victories, three regional championships and a pair of sectional titles...Brought home first team all-conference accolades during both her senior and junior seasons while also picking up conference Defensive Player of the Year accolades in three straight years (2011-13)...Found herself on the News-Gazette Nifty Fifty list after her senior and junior campaigns and was also tallied co-MVP honors in the 2013 Parkland College/News-Gazette Area All-Star Game.

PERSONAL

Born on Jan. 12, 1996...Daughter of Robert and Vicky Gray...Majoring in accounting.



PLAYERS BIOS



CAREER STATISTICS

Season	sp-mp	k	k/s	e	ta	pct	a	a/s	ta	ast%	sa	sa/s	se	ta	srv%
2016	57-24	98	1.72	46	306	.170	2	0.04	-	-	0	0.00	0	-	-
TOTAL	57-24	98	1.72	46	306	.170	2	0.04	-	-	0	0.00	0	-	-

Season	dig	d/s	re	ta	rec%	bs	ba	tb	b/s	be	bhe	points	pts/s
2016	19	0.33	1	-	-	2	17	19	0.33	8	0	108.5	1.89
TOTAL	19	0.33	1	-	-	2	17	19	0.33	8	0	108.5	1.89



JEMIMA IDEMUDIA

MB • 6-2 • SENIOR

GLENDAL, ARIZ.

SCOTTSDALE CC

2016

Enjoyed a spectacular debut season, becoming only the fifth different Skyhawk to amass All-Ohio Valley Conference first team accolades...Played in all 110 sets while starting in all 31 matches, ranking fourth in the OVC in blocks (126, 1.15 per set)...Led the squad with 310 kills (2.82 per set) on a .243 attack percentage, also adding 35 digs, six assists and a service ace...Ranked eighth in the OVC in points (3.65 per set) and 10th in kills (2.93 per set) in conference play...Secured double-digit kills in 14 different matches, eight of which came in league play...Was responsible for a career-best 22 kills in the win at Eastern Illinois on Nov. 4 and also reached the 20-kill plateau against Tennessee State

(21 on Oct. 14) and against Louisiana-Lafayette (20 on Sept. 16)...Hit over .300 on nine occasions, including a career-best .514 in the aforementioned 21-kill performance against Tennessee State (just three errors in 35 swings)...Accumulated five or more blocks 14 times, including a career-best seven swats in four different contests...Earned all-tournament honors at the A-State Invitational (Sept. 9-10) and the Fight Like Hal Memorial Invitational (Sept. 16-17)...Was named adidas OVC Newcomer of the Week twice (Oct. 17, Nov. 7).

BEFORE UTM

Had an All-American season at Scottsdale Community College in 2015, where she played for head coach Regina Mannix...Earned first team Division-II All-American accolades while helping the Artichokes to a 23-6 record and top-5 national ranking...Also tallied All-Arizona Community College Athletic Conference first team and All-Region 1 honors after leading her conference in hitting percentage (.372) and blocks per set (1.42)...Also ranked second in the ACCAC in kills per set (3.14), second in total blocks (129) and fifth in kills (286)...Was responsible for a team-high 376.5 points (4.1 per set)...Boasted 19 double-digit kill performances, including a season-best 20 kills (against one error) in only three sets at Phoenix on Aug. 25...Collected a pair of double-doubles, tallying 15 kills and 11 blocks against Grand Rapids on Aug. 22 before generating 14 kills and 10 blocks against Pima on Oct. 9...Helped SCC to an 18-9 mark in 2014, leading the Artichokes with 92 blocks (1.02 per set) and sets played (90) as a freshman...Also added 166 kills (1.84 per set) on a .297 attack percentage, accounting for 239.5 points (2.7 per set)...Slammed down double-figure kills in five different matches, including a season-high 16 kills (with only one error) in four sets against South Mountain on Oct. 30...Swatted at least four blocks on 13 different occasions, including a season-best nine blocks in four sets against Phoenix on Oct. 3...Prepped at Deer Valley High School, where she played for head coach Jackie Wallace...Helped lead the Skyhawks to a 26-14 record and an appearance in the Division-II state tournament quarterfinals as a senior...Accumulated 231 kills (2.29 per set) on a .273 attack percentage and 98 blocks (0.97 per set) in 2013, earning honorable mention all-state Division-II honors...Earned first team all-section accolades as a junior, compiling 129 kills and 134 blocks (1.29 per set).

PERSONAL

Born on Aug. 7, 1996...Daughter of Charles and Julia Idemudia...Majoring in health and human performance.



CAREER STATISTICS

Season	sp-mp	k	k/s	e	ta	pct	a	a/s	ta	ast%	sa	sa/s	se	ta	srv%
2016	110-31	310	2.82	130	740	.243	6	0.05	-	-	1	0.01	0	-	-
TOTAL	110-31	310	2.82	130	740	.243	6	0.05	-	-	1	0.01	0	-	-

Season	dig	d/s	re	ta	rec%	bs	ba	tb	b/s	be	bhe	points	pts/s
2016	35	0.32	0	-	-	26	100	126	1.15	26	0	387.0	3.52
TOTAL	35	0.32	0	-	-	26	100	126	1.15	26	0	387.0	3.52

12



KELLY LEAN

S • 5-9 • SENIOR

VICTORIA, AUSTRALIA

PARKLAND COLLEGE

2016

Was a mainstay in the Skyhawk lineup, playing in all 110 sets while starting in all 31 matches...Ranked fourth in the Ohio Valley Conference in assists (1,076, 9.78 per set), becoming just the seventh different player in program history to divvy out at least 1,000 assists in a single season...Also compiled 184 digs (1.67 per set), 55 kills, 40 blocks and 17 service aces...Reached the 50-assist plateau on four different occasions, including a career-high 65 assists in the victory over Tennessee State on Oct. 14...Piled up four double-doubles – three


of which came in OVC play...Set new career-highs in digs (17) and blocks (four) while adding five kills and 56 assists in the win at Eastern Illinois on Nov. 4...Slammed down a career-best seven kills in only three sets against Austin Peay on Oct. 28...Also equaled a career-high with four blocks against SIUE on Sept. 30...Was named to the OVC Commissioner's Honor Roll.

BEFORE UTM

Was part of a NJCAA Division-II national championship season in 2015, as she helped Parkland College post a perfect 57-0 record, winning 171 out of 180 sets...Playing for head coach Cliff Hastings and alongside current Skyhawk teammate Hayley Gray, Lean helped the Cobras to a No. 1 national ranking for the entire season – clinching the program's second-ever national title and first since 1999...Directing a 6-2 offense that featured co-setters, she registered 578 assists (4.62 per set) with 37 service aces, 173 digs (1.38 per set) as a sophomore...Compiled three double-doubles, including 20 assists and 10 digs in the three-set national championship victory over Lincoln Land last Saturday...Handed out 20-plus assists in five matches, including a season-best 26 assists in only three sets at Johnson County on Sept. 25...Was part of a 2014 team that went 54-3 and finished as NJCAA Division-II national runner-up...Piled up 238 assists (4.67 per set), accounting for a season-best 20 assists in just two sets against Lincoln Trail...Also was responsible for 13 service aces and 35 digs as a true freshman...Prepped at Upwey High School, where she was part of the Victorian State squad in her final two seasons (2012-13)...Earned team MVP during her senior season with Victorian State and also captured team MVP accolades with the Yarra Ranges club team in 2013.

PERSONAL

Born on July 19, 1995...Daughter of Karl Lean, Dianne Maher and Jamie Beovich...Majoring in criminal justice.



CAREER STATISTICS

Season	sp-mp	k	k/s	e	ta	pct	a	a/s	ta	ast%	sa	sa/s	se	ta	srv%
2016	110-31	55	0.50	25	194	.155	1076	9.78	-	-	17	0.15	45	-	-
TOTAL	110-31	55	0.50	25	194	.155	1076	9.78	-	-	17	0.15	45	-	-

Season	dig	d/s	re	ta	rec%	bs	ba	tb	b/s	be	bhe	points	pts/s
2016	184	1.67	2	-	-	2	38	40	0.36	19	14	93.0	0.85
TOTAL	184	1.67	2	-	-	2	38	40	0.36	19	14	93.0	0.85



PLAYER BIOS



RACHEL NOFFSINGER

MB • 6-0 • SENIOR

ANNA, OHIO

COLUMBUS STATE CC

2016

Played in 61 sets in 23 matches, starting in 12 of the first 14 matches of the season...Led the team with a .256 attack percentage while also dialing up 35 kills, 20 digs, 11 service aces, 10 blocks and an assist...Upped her hitting percentage to .278 in Ohio Valley Conference play (15 kills against just five errors in 36 attempts)...Best performance of the season came on Nov. 4 at Eastern Illinois, as she slammed down nine kills (with only one error) for a .444 attack percentage to go along with four digs and two blocks during the victory...Also tallied six kills, a season-high three service aces, four digs and

two blocks against Binghamton on Aug. 26.

2015

Saw playing time in 60 sets over 19 matches (12 starts)...Compiled 99 kills (1.65 per set) on a .231 attack percentage, 28 digs, 18 blocks, 10 assists and nine service aces...Had four matches with double-digit kills, including a season-best 11 kills against IPFW (Sept. 12), USC Upstate (Sept. 18) and at Belmont (Oct. 23)...Hit a season-high .474 (nine kills with zero errors in 19 attempts) and also added a season-best four service aces at Alabama A&M on Sept. 7...Accounted for four five multi-block performances, including a season-high four swats at SIU Edwardsville on Oct. 17.

BEFORE UTM

Played at Columbus State Community College under UT Martin head coach Jaclynn Yocum-Wilson...Was tabbed as a first team All-OCCAC and Region XII first team honoree in 2014, helping the Cougars to a Region E district championship and the program's first-ever national Final Four appearance...Compiled 261 kills (2.33 per set) and a .334 attack percentage, committing only 59 errors in 604 attempts...Also added team-highs of 48 service aces and 123 blocks (1.10 per set) for the Cougars...Cracked double-digits in the kill column on six different occasions, slamming down a career-best 14 kills in only three sets on Oct. 22 at Cincinnati State Technical and Community College...Nearly amassed a double-double with a remarkable nine-kill, 10-block (five solo) performance at Ancilla College on Sept. 19...Attended Anna High School, where she captured first team All-Shelby County Athletic League accolades...Was also a first team Division-9 and third team All-Ohio honoree for the Rockets under head coach Kelli Barhorst.

PERSONAL

Born on Aug. 8, 1995...Daughter of Dod and Diane Noffsinger...Has three older siblings, Stephanie, Matthew and Allison...Majoring in health and human performance.



CAREER STATISTICS

Season	sp-mp	k	k/s	e	ta	pct	a	a/s	ta	ast%	sa	sa/s	se	ta	srv%
2015	60-19	99	1.65	37	268	.231	10	0.17	-	-	9	0.15	23	-	-
2016	61-23	35	0.57	12	90	.256	1	0.02	-	-	11	0.18	27	-	-
TOTAL	121-42	134	1.11	49	358	.237	11	0.09	-	-	20	0.17	50	-	-

Season	dig	d/s	re	ta	rec%	bs	ba	tb	b/s	be	bhe	points	pts/s
2015	28	0.47	0	-	-	3	15	18	0.30	3	0	118.5	1.97
2016	20	0.33	0	-	-	2	8	10	0.16	3	0	52.0	0.85
TOTAL	48	0.40	0	-	-	5	23	28	0.23	6	0	170.5	1.40



MAGY REICELSPERGER

OH • 5-10 • SENIOR

COLDWATER, OHIO

OWENS CC

2016

Made an immediate impact during her debut season, playing in all 110 sets while starting all 31 matches...Led the team with 844 attempts while ranking second on the squad in kills (256, 2.33 per set), service aces (19) and blocks (49)...Also chipped in 197 digs (1.79 per set) and 12 assists...Amassed double-digit kills in 13 matches, seven of which came in Ohio Valley Conference play...Established new career-highs in kills (15) and attack percentage (.393) in just three sets at Murray State on Sept. 23...Compiled four double-doubles while tallying double-figure digs in six matches...Scooped up a career-best 17 digs against Louisiana-Lafayette on Sept. 16...Reeled off six service aces in just three sets against South Carolina on Aug. 27...Was responsible for 15 multi-

block performances, including a career-high five swats in the win against Jacksonville State on Nov. 11...Earned a spot on the Little Rock Invitational all-tournament team (Sept. 2-3)...Was named to the OVC Commissioner's Honor Roll.

BEFORE UTM

Pieced together back-to-back first team All-Ohio Community College Athletic Conference campaigns for head coach Sonny Lewis at Owens Community College in Perrysburg, Ohio...Was named 2015 OCCAC Player of the Year after leading the nation in points (758.5) and helping the Express post a 40-8 record (undefeated 14-0 mark in conference play) with a ninth-place finish at the NJCAA Division-II Tournament...Captured national all-tournament accolades after setting Owens' single-season record with 623 kills in 2015, finishing only six kills shy (1,123) of the school's career record...Slammed down 3.85 kills per set on a .327 hitting percentage while also adding 19 service aces, 295 digs (1.82 per set) and 171 blocks (1.06 per set)...Accounted for double-digit kills in 40 matches last season, including five matches with at least 20 kills...Tallied a season-high 27 kills against St. Clair County on Oct. 24...Hit .400 or better in 16 matches, including a season-best .636 percentage (14 kills, no errors in 22 attempts) in a three-set win over Cuyahoga on Oct. 7...Compiled six double-doubles, scooping up a season-high 15 digs (to go along with 20 kills) against Sinclair on Sept. 30...Turned away at least four blocks in 24 matches, swatting a season-high nine blocks in a four-set win over St. Clair County on Sept. 27...Tallied 500 kills (3.27 per set) on a .290 hitting percentage, 15 service aces, 247 digs (1.61 per set) and a team-high 161 blocks (1.05 per set) as a freshman in 2014, helping Owens to a 34-11 overall record...Boasted double-figures in the kill column in 31 matches, including a season-high 20 rally killers against Catawba Valley on Aug. 30...Rounded up seven double-doubles, including a career-high 18 digs in four sets against Des Moines Area on Aug. 22...Had 24 matches with at least four blocks, including a career-best 10 swats against Oakland on Nov. 1...Prepped for head coach Mike Etzler at Coldwater High School, where she became the first player in program history to earn first team All-Ohio accolades...Was also named first team All-Midwest Athletic Conference and first team All-District 8 as a senior, taking part in the District 8 All-Star Game...Also earned first team All-MAC honors, first team All-District 8 and second team All-Ohio honors during her junior campaign...Compiled first team All-MAC, second team All-District 8 and third team All-Ohio accolades as a sophomore after earning second team All-MAC and honorable mention All-District 8 awards during her freshman campaign.

PERSONAL

Born on Aug. 11, 1995...Daughter of Mark, Lora and Kelly Reicelsperger...Majoring in health and human performance.



CAREER STATISTICS

Season	sp-mp	k	k/s	e	ta	pct	a	a/s	ta	ast%	sa	sa/s	se	ta	srv%
2016	110-31	256	2.33	184	844	.085	12	0.11	-	-	19	0.17	18	-	-
TOTAL	110-31	256	2.33	184	844	.085	12	0.11	-	-	19	0.17	18	-	-

Season	dig	d/s	re	ta	rec%	bs	ba	tb	b/s	be	bhe	points	pts/s
2016	197	1.79	42	-	-	7	42	49	0.45	15	1	303.0	2.75
TOTAL	197	1.79	42	-	-	7	42	49	0.45	15	1	303.0	2.75





MACY CATLETT

L/DS • 5-4 • SOPHOMORE

ST. LOUIS, MO.

WESTMINSTER CHRISTIAN HS

2016

Saw immediate playing time as a true freshman, taking part in 92 sets while appearing in all 31 matches...Started in three straight Ohio Valley Conference matches (at Murray State, at Austin Peay, against SIUE) to round out the month of September...Tallied 150 digs (1.63 per set) while adding eight assists and two service aces...Accounted for nine matches with at least eight digs, including four double-digit performances in OVC play...Scooped up a career-

high 13 digs in the win against Southeast Missouri on Oct. 4...Was named to the OVC Commissioner's Honor Roll.

BEFORE UTM

Joined the Skyhawks out of the prestigious Westminster Christian High School program in St. Louis, where she played for UT Martin all-time great Heather Kea...Earned second team Metro League all-conference accolades by the St. Louis Post-Dispatch in back-to-back seasons (2014-15)...Was a mainstay in the Lady Wildcat lineup, scooping up 411 digs (5.05 per set) with a 92.6 percent serve/receive success rate while appearing in all 63 sets during her senior campaign...Accumulated 447 digs (5.91 per set) with a 92.5 percent serve/receive success rate during her junior season...Ranked second on the team with 202 digs (2.34 per set) as a sophomore in 2013, sporting a 89.22 serve/receive percentage...Also added 44 career service aces over her three seasons at Westminster Christian.

PERSONAL

Born on July 13, 1998...Daughter of Ron and Tina Catlett...Majoring in special education.



CAREER STATISTICS

Season	sp-mp	k	k/s	e	ta	pct	a	a/s	ta	ast%	sa	sa/s	se	ta	srv%
2016	92-31	0	0.00	1	4	-.250	8	0.09	-	-	2	0.02	5	-	-
TOTAL	92-31	0	0.00	1	4	-.250	8	0.09	-	-	2	0.02	5	-	-

Season	dig	d/s	re	ta	rec%	bs	ba	tb	b/s	be	bhe	points	pts/s
2016	150	1.63	27	-	-	0	0	0	0.00	0	0	2.0	0.02
TOTAL	150	1.63	27	-	-	0	0	0	0.00	0	0	2.0	0.02



HANNAH PHILLIPS

OH • 6-1 • SOPHOMORE

ORIENT, OHIO

WESTFALL HS

2016

Saw playing time in 26 sets spread out over 12 matches, including a pair of starts (against Memphis on Sept. 17 and against Eastern Illinois on Oct. 1)...Accumulated 34 kills, 15 digs, four service aces and three blocks...Was responsible for at least four kills in five matches, including a career-best seven kills to go along with a career-high four digs in the triumph at Eastern Illinois on Nov. 4...Posted six kills (with zero errors) at Austin Peay on Sept. 24...

Collected a pair of service aces against Murray State on Oct. 29...Was named to the OVC Commissioner's Honor Roll.

BEFORE UTM

Pieced together a dominant career at Westfall High School under head coach Jessica Rodgers...Was part of a WHS squad that won four sectional championships, four district titles, a 2013 Scioto Valley Conference championship and a 2012 Region 17 championship...Earned 2015 SVC Player of the Year accolades and Division III second team all-state honors after accumulating 454 kills, 221 assists, 209 digs, 90 service aces, 67 blocks and a .403 attack percentage while helping the Mustangs to a 17-10 record...One of her best all-around matches came against Alexander in the Division III regional semifinals on Nov. 4, as she tallied 21 kills, nine assists and a school-record 14 service aces...Also notched her 1,000th career kill in the match against Alexander...Tallied 192 kills, 353 assists, 222 digs, 75 service aces, 42 blocks and a .303 attack percentage as a junior...Was a four-time All-SVC first team honoree.

PERSONAL

Born on Nov. 27, 1997...Daughter of Chris and Michelle Phillips...Majoring in criminal justice.



PLAYERS BIOS



CAREER STATISTICS

Season	sp-mp	k	k/s	e	ta	pct	a	a/s	ta	ast%	sa	sa/s	se	ta	srv%
2016	26-12	34	1.31	22	127	.094	0	0.00	-	-	4	0.15	6	-	-
TOTAL	26-12	34	1.31	22	127	.094	0	0.00	-	-	4	0.15	6	-	-

Season	dig	d/s	re	ta	rec%	bs	ba	tb	b/s	be	bhe	points	pts/s
2016	15	0.58	2	-	-	0	3	3	0.12	0	0	39.5	1.50
TOTAL	15	0.58	2	-	-	0	3	3	0.12	0	0	39.5	1.50



McKALA BOZMAN

MB • 6-0 • JUNIOR

KING, NC

CATAWBA VALLEY CC

BEFORE UTM

Was part of a Catawba Valley squad that went 41-7 with an undefeated 15-0 conference mark in 2016...Playing for head coach Shannon Hudson and alongside fellow Skyhawk teammate Megan Fair, she helped aid the Redhawks to their first-ever NJCAA Tournament Final Four appearance and establish a new school record for single-season wins...Compiled first team All-Region X accolades after ranking fourth nationally in blocks (174, 1.23 per set) and fifth in hitting percentage (.425), committing just 75 attack errors in 48 matches...Slammed down 331 kills (2.35 per set) while chipping in 20 service aces and 74 digs as a sophomore...Racked up eight matches of double-digit kills and hit .500 or better in 25 instances last season...Accumulated a career-best 18 kills against only two miscues for a .533 attack percentage against Wallace State on Oct. 8...Turned away five or more blocks on 15 different occasions, including a career-high 11-block performance at Pasco-Hernando State on Sept. 10...Also had multiple service aces in seven of the last 14 matches...Spent her freshman campaign at UNC Pembroke, where she played for head coach Ellen McGill...Started 11 matches for the Braves, accumulating 60 kills, 30 blocks and 12 digs spread out over 45 sets as a freshman in 2015...Her season-high 10 kills came against Columbus State on Nov. 13 while she also swatted a season-best seven blocks against Coker on Nov. 3...Prepped at West Stokes High School under head coaches Jordan Stevens and Crystal Boyles...Helped guide the Wildcats to a 14-8 record and the third round of the state playoffs during her senior campaign, tallying 411 kills, 117 blocks and 61 digs...Was a two-time all-conference honoree at WSHS, amassing 252 kills and 47 blocks as a junior.

PERSONAL

Born on April 12, 1996...Daughter of Antione Martin, Mandy Green and David Green...Has four siblings, Hayley, Bristol, Chloe and Owen...Majoring in health and human performance.



MEGAN FAIR

OH • 6-0 • JUNIOR

CONOVER, NC

CATAWBA VALLEY CC

BEFORE UTM

Joins the Skyhawks as a NJCAA All-American out of powerhouse Catawba Valley, located in Hickory, NC...Helped the Redhawks to a historical run over the last two seasons under head coach Shannon Hudson, earning back-to-back Region X Player of the Year accolades while helping her team to an 76-20 record – including an unblemished 33-0 mark in conference play...Was part of a 2016 team that advanced to the Final Four of the NJCAA Tournament for the first time in school history, chalking up a program record 41 victories along the way...Played alongside UT Martin teammate McKala Bozman at Catawba Valley...Led the squad with 507 kills (3.55 per set) while also sporting a .290 attack percentage, 46 service aces, 421 digs and 45 blocks...Had 26 matches where she piled up double-digit kills, including four matches with 20 or more putaways...Season-high of 23 kills came against Colorado Northwestern on Sept. 9...Hit .333 or better in 24 different matches...Recorded 12 double-doubles, establishing a season-high with 19 digs on two different occasions...Had seven service aces in just three sets against Northern Virginia on Sept. 16...Was also one of the Redhawks' best players as a freshman, registering 579 kills (more than twice as many as any other teammate) and 3.62 kills per set, which was the seventh-highest total in the country...Hit .245 with 47 service aces, 594 digs and 43 blocks in 2015...Amassed double-digits in the kill column in 32 different matches, eclipsing the 20-kill mark on five occasions...Hit at least .333 in 17 matches, including a 14-kill, zero-error performance (.636 in 22 swings) against LaGrange on Oct. 13...Racked up a career-best 28 kills in just four sets in a win over Cape Fear on Sept. 4...Was responsible for 26 double-doubles, scooping up a career-best 25 kills in a four-set victory over Mott on Aug. 28...Attended Bunker Hill High School, where she played for head coach Kelsey Dettman...Was a three-time all-conference honoree and 2014 Conference Player of the Year for the Lady Bears, capping off her senior campaign with a 21-7 record and the best finish in school history with a regional playoff appearance...Piled up 373 kills, 640 digs and 97 blocks as a senior, shattering the program records for kills per set and digs per set.

PERSONAL

Born on Dec. 17, 1996...Daughter of Ken and Kim Fair...Majoring in management.





BROOKE GYORI

L/DS • 5-4 • JUNIOR

OREGON, OHIO

OWENS CC

BEFORE UTM

Attended Owens Community College in Perrysburg, Ohio, where she was an All-American and teammate of current Skyhawk Macy Reigelsperger...Playing for head coach Sonny Lewis, she was Ohio Community College Athletic Association Player of the Year in 2016, becoming the first non-offensive player to win that award since 2009...Was a part of an Express squad who went 75-12 with a perfect 28-0 conference mark over two seasons...Helped Owens claim a national third place finish at the 2016 NJCAA Tournament, capping off a season where the Express reached as high as No. 2 in the national rankings...Led the team with 736 digs (4.91 per set, ninth nationally) and 61 service aces last year...Scooped up double-digit digs in 38 matches in 2016, including a dozen occasions of 20 or more digs...Accounted for a season-best 32 digs in

a five-set win at Catawba Valley on Oct. 7...Tallied seven service aces in only three sets in a victory against Lorain County on Sept. 14...Earned first team All-OCCAC accolades, first team All-Region XII and Region XII All-Tournament honors as a freshman...Accumulated team-highs of 942 digs (5.81 per set, sixth nationally) and 87 service aces (more than double the second-most aces on the squad, fifth nationally) for a team that finished ninth at the NJCAA Tournament...Racked up double-digit digs in 44 matches in 2015, including 26 matches with at least 20 digs...Had five matches with 30-plus digs, including a career-high 39 scoops in a five-set win against Sinclair on Sept. 30...Was responsible for eight service aces in just three sets against Hagerstown on Aug. 29...Prepped at Clay High School under head coach Dave Conley...Was a standout setter and defensive specialist for the Eagles, picking up All-Three Rivers Athletic Conference and all-district honors.

PERSONAL

Born on July 11, 1997...Daughter of James and Lisa Gyori...Has three siblings, Kristen, Derek and Brandon...Sister Kristen played two years of volleyball at Owens Community College...Majoring in health and human performance.



KENZIE HINSHAW

S • 5-9 • FRESHMAN

FISHERS, IND.

HAMILTON SOUTHEASTERN HS

BEFORE UTM

Was a key part of the successful Hamilton Southeastern program, as the Royals compiled a 35-3 record, a No. 2 ranking in the state and an appearance in semi-state under head coach Jason Young in 2016...Led HSHS to its first Class 4A sectional championship in seven years and just the third sectional title in school history after a 3-1 win over defending state champion Carmel in the finals...Was a PrepVolleyball.com Preseason All-American and also landed a spot on the PrepVolleyball.com Senior Aces "Top 150" players in the nation...

Ranked in the top-five in the state in assists...Handed out 45 assists against No. 4 Delta and also piled up 31 assists in the aforementioned sectional championship.

PERSONAL

Born on Nov. 22, 1998...Daughter of Eric and Tisha Hinshaw...Majoring in criminal justice.



P
L
A
Y
E
R

B
I
O
S



MADDI NOBLE

S • 5-10 • FRESHMAN

GLENDALE, ARIZ.

SANDRA DAY O'CONNOR HS

BEFORE UTM

Played for head coach Kyle Brainard at Sandra Day O'Connor High School, where she was second team all-state in 6A and was a first team All-Desert Valley region selection...Helped the Eagles make an appearance in the 6A state tournament in three consecutive seasons (2014-16)...Divvied out 768 assists with 215 digs and 42 service aces during a senior campaign where the Eagles were responsible for a 26-13 record...Also developed as a member of the East Valley Juniors Volleyball Club, which is located in the greater Phoenix

area...Played for coaches Joe Hesse and Meg Herr while playing alongside UT Martin teammate Justine Walker.

PERSONAL

Born on Feb. 14, 1999...Daughter of John and Kimberly Noble...Majoring in marketing.



JAMIE RYS

DS/OH • 5-7 • FRESHMAN

BLOOMINGTON, ILL.

NORMAL WEST HS

BEFORE UTM

Was a versatile option for head coach Kelsey Drendel at Normal West High School, where she was a defensive specialist and an outside hitter for the Wildcats...Was an All-Big 12 Conference honoree during her senior season, helping NWHS win each of its first seven games of the season...Guided the Wildcats to the Class 4A regional semifinals as a junior, ranking amongst the area leaders with 3.0 kills per set...One of her best games during her junior campaign was when she posted team-highs of 12 kills, six service aces and 13

digs in a win against Chatham Glenwood.

PERSONAL

Born on April 8, 1999...Daughter of Eric and Heather Rys...Majoring in fine and performance arts.





JUSTINE WALKER

MB • 6-2 • FRESHMAN

GILBERT, ARIZ.

CAMPO VERDE HS

BEFORE UTM

Put together an impressive career under head coach Tayler Bader at Campo Verde High School...Was named to the Arizona Interscholastic Association All-Division I Section I honors during her senior campaign...Garnered AIA all-section first team honors and was also named to the AZPreps365.com all-division squad as a junior after tallying 157 kills (2.60 per set) and a .287 hitting percentage...Also added 52 blocks and 44 digs during the 2015 season...Her sophomore season included 248 kills (3.0 per set) on a miraculous .587 attack percentage to go along with 38 blocks...Helped the Coyotes to a 41-9 record and a state finals appearance as a freshman... Also developed as a member of the East Valley Juniors Volleyball Club, which is located in the greater Phoenix area... Played for coaches Joe Hesse and Meg Herr while playing alongside UT Martin teammate Maddi Noble.

PERSONAL

Born on Feb. 24, 1999...Daughter of James and Valarie Walker...Majoring in health and human performance.



**P
L
A
Y
E
R**

**B
I
O
S**



•A•

Donna Abernathy.....1979
Ellee Agee.....2008-11
Rachel Ahlers.....1999-02
Suzanna Allen.....1972-73
Elane Alrutz.....1974-77
Mary Ann Archie.....1970
LaDon Aycock.....1989-90

•B•

Lisa Baker.....1975
Liz Barber.....1975-76
Nancy Barnes.....1978-81
Pam Barron.....1977
Mary Lynn Basser.....1972
Stephanie Bauer.....1999-02
Janet Beeter.....1973
Madison Bergren.....2014
Lindsay Bevans.....1999
Krista Beyer.....2011-12
Lusia Bis.....1995-97
Rima Block.....1973-74
Amanda Booker.....2000
Gina Bond.....1980
Denise Bowers.....1990-91
Chelsea Bowles.....2012-15
Cindy Boyd.....1976-79
McKala Bozman ... 2017-present
Marilyn Bradenburg.....1970
Sharon Brasher.....1972
Julia Brundige.....1975
Delle Rhye Burgess.....1970
Brooke Burton.....1998-99
Sandy Buswell.....1978-81

•C•

Ellie Cain.....2015
Angela Calcaterra.....1997-98
Breanne Carey.....2005-09
Macy Catlett..... 2016-present
Lael Ceriani.....2014-15
Sharon Champion.....1979-80
Liz Chancellor.....1995-98
Jennifer Chapman.....1993-94
Kiah Cheatham.....2015
Pam Childress.....1974-77
Maria Claeys.....1979
Christen Clements.....2008-11
Karen Climer.....1976
Amy Cohea.....1996-99
Peyton Colclough.....2010-11
Lee Cole.....1989
Tanya Collins.....1988-89
Kain Cook.....1987-89
Cindy Copeland.....1985
Amanda Crask.....2012-15
Alison Cross.....1972
Patti Cunningham.....1985-88

•D•

Melissa Dawson.....1991
Brandy Dennis.....2011-12
Kathy Dennis.....1979-82
Stacy Denton.....1992-93
Julia Devinney.....2013-14
Debbie Diana.....1976-77
Janet Dillard.....1977
Ceci Dodd.....1975-77
Renee Dorris.....1980-83
Ashley Doherty.....2008-11
Jenni Driscoll.....1998

Stefanie Dubach.....1999-02
Laura Duffett.....1990-92
Sara Duffie.....1997-98

•E•

Gentry Early.....1992-93
Kara East.....1986-88
Mary Elliott.....1984
Debbie Elsfelder.....1982-83
Kasey Elswick.....2009-12
Diana Embry.....1982-85
Alisha Erves.....2013-16
Kandy Evans.....1993

•F•

Megan Fair..... 2017-present
Jamie Fitzwater.....2000-03
Diana Foster.....2001-04
Nicole Franklin.....2001
Alison Fredin.....1990-92

•G•

Harriett Gant.....1974
April Gardner.....1974
Margie Gately.....1972
Anna Gautreau.....2005-07
Karen Gibbs.....1973
Ramona Gibson.....1976
Kristie Giles.....1999
Andy Gilliland.....1993-94
Sherri Glason.....1980-81
Chris Glaub.....1985-88
Mandy Glon.....2014-15
Katherine Godina.....2007
Ashley Gonzalez.....2000-01
Meika Gordon.....1986-88
Hayley Gray..... 2016-present
JoLynn Greer.....1989
Heather Grumke.....2004
Brooke Gyori..... 2017-present

•H•

Joyce Hacker.....1970
Cindy Halle.....1979-81
Kathy Halle.....1981-84
Peggy Hamlett.....1977
Maribeth Hanneman.....2001-03
Jackie Harter.....2011-12
Starr Hatler.....1973-76
Grace Hardin.....2014
Judy Harding.....1970
Jill Harris.....1994-96
Cassidy Hawkins.....2009
Lynsey Hazelwood.....2012-13
Pat Head Summitt.....1970-73
Jodie Hempen.....1997-98
Rachel Hill.....2011-12
Kenzie Hinshaw ... 2017-present
Lelise Hisky.....1981-84
Megan Hitt.....2005-09
Kelly Hogan.....2009-13
Jamie Hollins.....2003-06
Jackie Horn.....1998
Shelby Hoskins.....2012-13
Pam Houston.....1973
Nancy Hudson.....1976-77
Laura Hulse.....1973-76

•I•

Jemima Idemudia ... 2016-present

•J•

Cynthia Jackson.....1995-96
Lacey Jacobs.....1970
Jenny Jacobus.....1973
Amanda James.....1995-96
Joanne Jerrick.....1992
Sarah Jett.....2005-07
Amie Johnson.....1996-98
Jennifer Johnson.....1988-91
Recquel Johnson.....1998
Raquel Jones.....2007
Helen Joyce.....1992-93
Tracey Joyce.....1987-88

•K•

Heather Kea.....2000-03
Emily Keaton.....2011-14
Julia Keeton.....1972
Morgan Kilpatrick.....2005-07
Natalie Klevan.....1999-02
Shelby Knose.....2004-07
Tammy Konitzer.....2003-06
Jenna Kragt.....2009-10
Mandy Krol.....2003-04
Debra Krueger.....1995-97

•L•

Lisa Larkin.....1986-87
Colleen Larson.....2013-16
Jamie Latch.....1972
Laura Leach.....1999
Kelly Lean..... 2016-present
Deb Linger.....1988-91
Jan Long.....1974-75
Meryl Loop.....2010-11
Katie Lowry.....1998

•M•

Cori Maloan.....1998
Lucy Martin.....2012
Sharon Martin.....1982-84
Kim Mashburn.....1999
Amy Melton.....1984-87
Kelsea Merriweather.....2009
Dee McAdams.....1974
Michelle McCormack.....2003
Katherine McGaha.....1989
Becky McGriff.....1987
Lenora McKinzie.....1994-95
Michelle McLaughlin.....2013-14
Kelsey Miles.....2009
Jenna Miller.....2008-11
Madison Molitor.....2014
Lauren Montague.....2006-10
Betty Murphee.....1970

•N•

Mechelle Naylor.....1992
Chrissy Neibel.....1984-87
Krissy Neumann.....2003-04
Maddi Noble..... 2017-present
Rachel Noffsinger .. 2015-present
Taylor Noland.....2006-09
Amy Northcott.....1993

•O•

Amy Ohrt.....1994-97
Lila Orr.....1979-81

•P•

Rebecca Palmer.....2002-05

Karen Parnell.....1970
Angela Pellitteri.....1985
Hannah Phillips ... 2016-present
Marti Pool.....1992-94
Kelly Potthast.....1996-97

•R•

Katie Redman.....2009-10
Macy Reigelsperger ... 2016-present
Anita Reilly.....1974-77
Leigh Reiniche.....2000,02-04
Rae Jean Roach.....1990-92
Jennifer Roberts.....2007
Kim Robinson.....1972
Susie Robison.....1975-76
Caroline Robbins.....2008
Janice Ross.....1972-73
Tabbi Runyon-Davis.....2006
Bridget Ryan.....1976
Lisa Ryanders.....1983-86
Jamie Rys..... 2017-present

•S•

Dana Sampietro.....1985-88
Dimphy Sasse.....2003-07
Jamie Scherb.....2015-16
Trish Schroeder.....2003
Natalie Scumaci.....2012
Marlene Shaleton.....1975
Connie Shaw.....1973
Sarah Shaw.....2015-16
Taylor Simons.....2011-12
Carrie Smith.....1993-96
Jill Smith.....1994-97
Marlene Smith.....1973
Bridgett Somers.....1989
Kathryn Sprague.....2004-07
Beth Spence.....1975-77
Natalee Staggs.....2005
Karen Stearns.....1972
Emily Steinbeck.....2007-08
Lindsey Stock.....1999-02
Esther Stubbiefeld.....1970

•T•

Kirsten Thompson.....2003-04
Susan Thrasher.....1980-83
Barbara Timmer.....1976
Kim Tipton.....2003-04
Traci Tisch.....1992-95

•V•

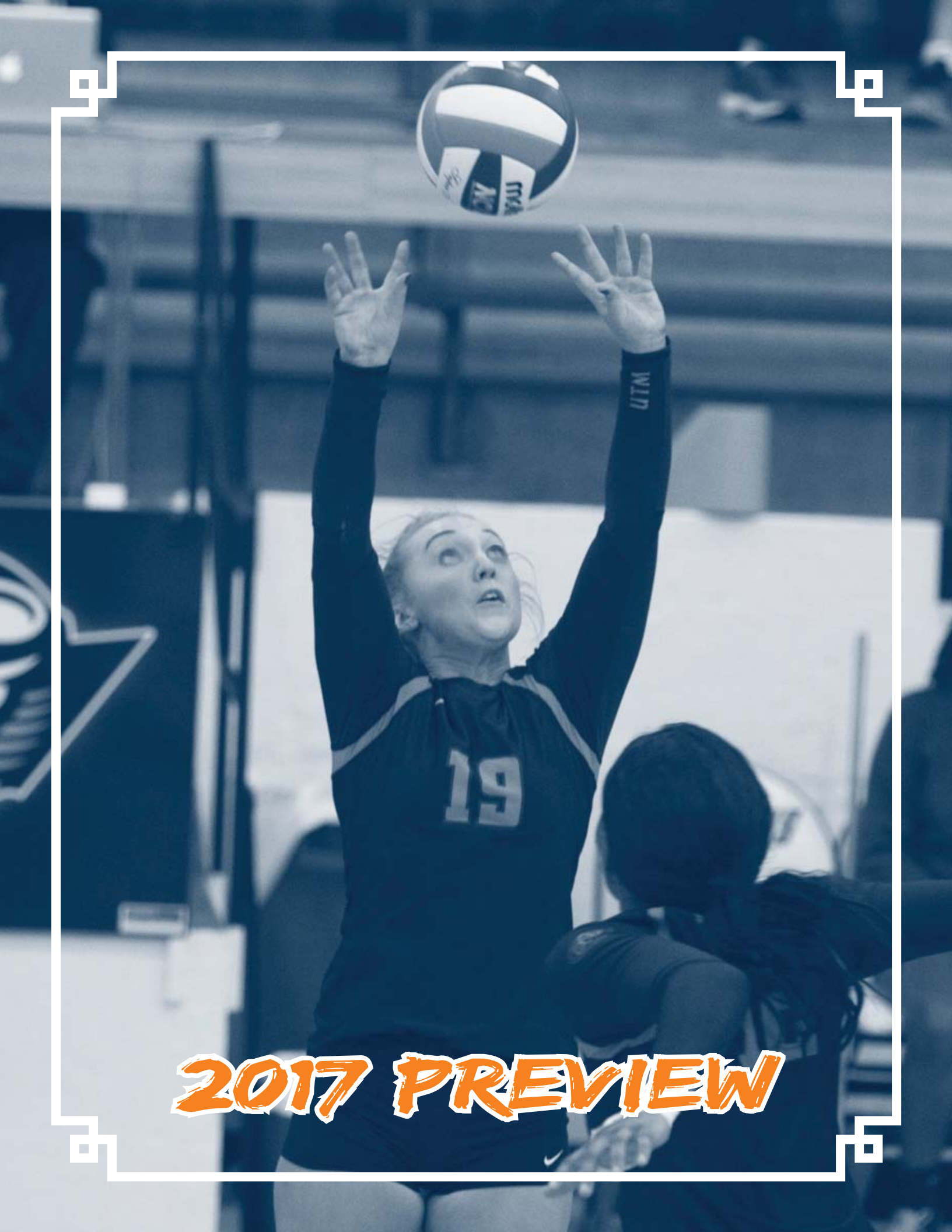
Lisa Vaccaro.....1982
Lindsey Vicknair.....1999-02

•W•

Justine Walker..... 2017-present
Alanna Watt.....2015
Erin Wayne.....1993-94
Judy Webb.....1974
Lisa Weber.....2005
Trisha Weidman.....1983-86
Rebecca Wells.....1978-81
Madison Wessling.....2013-16
Allie Whimpey.....2011-14
Julia White.....1972-74
Britany Wilburn.....2008-11
Tracey Williams.....1977-79
Randie Wooldridge.....2005-2009

•Z•

Dallas Zimmerman.....2012



2017 PREVIEW



One match. That's all that has kept the University of Tennessee at Martin volleyball program out of the Ohio Valley Conference Tournament in each of the last two seasons.

In 2015, an OVC Tournament berth came down to the Skyhawks' final match of the season – a heartbreaking five-set loss to Tennessee Tech. Last season, UT Martin was in the OVC Tournament picture going into the final week before coming up one match short again. Each season ended with identical 5-11 conference records.

For third-year Skyhawk head coach Jaclynn Yocum-Wilson, the message is clear heading into the 2017 season: every rep counts.

"The team has definitely seemed more engaged this preseason," Yocum-Wilson said. "I think the way our season has ended the last two seasons has created a hunger in our team and given them a chip on their shoulders. Every point, every set and every match matters for us to reach our ultimate team goals. Even though our nonconference matches do not count in the league standings, those situations can help us learn lessons that we can apply during the OVC Tournament race."

UT Martin, who started practice on Aug. 7, will heavily rely on five seniors this fall. The trio of **Jemima Idemudia**, **Macy Reigelsperger** and **Kelly Lean** were the only three players to start in all 31 matches last season while **Hayley Gray** (13 starts) and **Rachel Noffsinger** (12) were also regulars in the Skyhawk rotation in 2016.

Idemudia was quite simply one of the best players in the OVC last season, garnering all-league first team accolades while ranking amongst the league leaders in blocks (126), kills (310) and points (387.0). The 6-2 middle blocker was chosen by the league's head coaches and sports information directors as one of 14 members of the 2017 Preseason All-OVC squad.

"It's no secret that we are banking on another big season from Jemima this fall," Yocum-Wilson said. "As good as she was last year, I still believe that her best volleyball is ahead of her. Defensively, her wingspan really allows her to be a gamechanger at the net."

At outside hitter, Reigelsperger led UT Martin in attempts (844) while also ranking second on the team in kills (256), service aces (19) and blocks (49) in 2016. She also added four double-doubles while ranking third on the team with 197 digs.

"Macy quietly had a really good all-around junior campaign last year," Yocum-Wilson said. "She is one of our smartest players on the court and has an enormous clutch gene – she loves the big moment."

Lean has been absent from the Skyhawks' preseason activities, as she earned a spot on the Australian national team in the FIVB World Grand Prix this summer. She handed out 9.78 assists per set in 2016, which was the second-best single-season mark in school history.

"Kelly has gained invaluable experience on the international level over the last two months," Yocum-Wilson said. "We expect her to return to fall camp without missing a beat, as she developed a solid repertoire with

our returners throughout last season."

Gray displayed flashes of immense potential in spurts in 2016, including 18 kills on a .448 attack percentage (both career-highs) in an OVC win against Tennessee State. Noffsinger began last season as a starter at middle blocker and hit .278 against conference foes.

"Hayley came into camp this summer in the best shape of her life," Yocum-Wilson said. "She is a step quicker and that improved agility is something that should play to her advantage this year. Rachel is the only player on our roster who has more than one year of Division-I experience. I'm looking for Rachel to settle in and have a bigger role this season."

A pair of sophomores also return for UT Martin in 2017 in **Macy Catlett** and **Hannah Phillips**. Catlett saw time in all 31 matches as a defensive specialist last year, scooping up 150 digs (1.63 per set) while Phillips cracked the starting lineup twice as she had at least five kills in four different OVC matches in 2016.

"Macy played her way into the starting lineup during conference play last season," Yocum-Wilson said. "She is a sparkplug out there and her speed is a huge asset for our defense. Hannah showed significant progress this spring and will push for more playing time at multiple positions."

Yocum-Wilson wasted little time identifying libero/defensive specialist **Brooke Gyori** as one of the best players in the preseason. Last season at Owens Community College, she won the Ohio Community College Athletic Association Player of the Year award – becoming the first non-offensive player since 2009 to bring home that honor.

"Brooke has performed at an extremely high level since Day One of fall camp," Yocum-Wilson said. "She has the ability to become an All-OVC player for us this year – the sky is the limit for her."

Megan Fair projects to be a dynamic ingredient to the Skyhawk offense this season, as the outside hitter is coming off a NJCAA All-American season where she slammed down 507 kills on a .290 attack percentage at Catawba Valley Community College.

"We knew early that Megan would come in and have a chance to contribute right away," Yocum-Wilson said. "She has picked up our offense quickly. She brings an impressive junior college pedigree with over 1,000 kills while her team did not lose a conference match in two years."

UT Martin suffered a blow when middle blocker **McKala Bozman**, who played alongside Fair at Catawba Valley last season, injured her shoulder and will miss the 2017 campaign.

"Despite McKala being sidelined, she is still focused and learning every day in practice," Yocum-Wilson said. "She will use this season to heal up and we expect her back at full strength as a redshirt junior in 2018."

A total of four freshmen grace the Skyhawk roster in 2017, including the setter duo of **Kenzie Hinshaw** and **Maddi Noble**. Hinshaw was spotlighted as one of the top 150 players in the nation by PrepVolleyball.

com coming out of Hamilton Southeastern High School in Indiana. Noble is a product of Sandra Day O'Connor High School and was a second team all-state honoree in Arizona.

"We were extremely fortunate to attract two high caliber setters in this freshman class," Yocum-Wilson said. "With Kelly overseas this preseason, Kenzie has seized the offense and has shown the ability to make the right plays at the right time. We are pondering going with a 6-2 system because it will be so hard to keep Kenzie off the court. Maddi is a proven winner and she has brought that mentality since the first day of practice. She's played well enough this preseason but our plan is to redshirt Maddi this season to allow her to hone her craft."

Jamie Rys (defensive specialist/outside hitter) and **Justine Walker** (middle blocker/opposite hitter) are also ready to chip in contributions as freshmen. Rys joins UT Martin out of Normal West High School in Illinois while Walker was a spring signee out of Campo Verde High School in Arizona.

"Jamie has competed hard all preseason," Yocum-Wilson said. "She has played her way up the depth chart this fall and we feel if she works to find her voice on the court, she will be ready when her number is called on gameday. Standing at 6-2, Justine brings us great size at multiple positions. She is one of our most versatile players and has really taken to coaching throughout the fall."

Yocum-Wilson is in the third year of a rebuilding era of Skyhawk volleyball and knows her program is close to breaking through.

"We have made significant strides on many levels over the last two years," Yocum-Wilson said. "Just making the OVC Tournament is not where we want to be every season but when you qualify for the tournament, anything can happen. We've shown that we can play at a high level – we just haven't displayed that ability on a consistent basis. If we can put it all together, we have serious potential to be a dangerous squad."



MACY REIGELSPERGER



**PENN STATE
NITTANY LIONS**
AUG. 25

Location..... University Park, Pa.
Conference..... Big Ten
Arena (Capacity)..... Rec Hall (5,812)
Head Coach..... Russ Rose
Alma Mater..... George Williams, 1975
Career Record (Years)..... 1213-196 (38)
School Record (Years)..... Same
2016 Record (Conference)..... 24-10 (14-6, 4th)
All-Time Series..... First Meeting
Series Streak..... None
UTM vs. PSU in University Park/Martin..... 0-0/0-0



**WEST VIRGINIA
MOUNTAINEERS**
AUG. 26

Location..... Morgantown, W.Va.
Conference..... Big 12
Arena (Capacity)..... WVU Coliseum (14,000)
Head Coach..... Reed Sunahara
Alma Mater..... UCLA, 1989
Career Record (Years)..... 338-216 (16)
School Record (Years)..... 17-42 (2)
2016 Record (Conference)..... 12-18 (3-13, 8th)
All-Time Series..... WVU leads 1-0
Series Streak..... WVU W1
UTM vs. WVU in Morgantown/Martin..... 0-0/0-0



**DELAWARE
BLUE HENS**
AUG. 26

Location..... Newark, Del.
Conference..... Colonial Athletic Association
Arena (Capacity)..... Bob Carpenter Center (5,000)
Head Coach..... Sara Matthews
Alma Mater..... Kansas, 2002
Career Record (Years)..... 0-0 (0)
School Record (Years)..... Same
2016 Record (Conference)..... 16-16 (8-8, 6th)
All-Time Series..... First Meeting
Series Streak..... None
UTM vs. UD in Newark/Martin..... 0-0/0-0



**MEMPHIS
TIGERS**
SEPT. 1 / SEPT. 16

Location..... Memphis, Tenn.
Conference..... American Athletic
Arena (Capacity)..... Elma Roane Fieldhouse (2,565)
Head Coach..... April Jauregui
Alma Mater..... Memphis, 2001
Career Record (Years)..... 144-145 (9)
School Record (Years)..... Same
2016 Record (Conference)..... 15-17 (7-13, 4th)
All-Time Series..... UM leads 14-1
Series Streak..... UM W11
UTM vs. UM in Memphis/Martin..... 0-8/0-3



**LITTLE ROCK
TROJANS**
SEPT. 1

Location..... Little Rock, Ark.
Conference..... Sun Belt
Arena (Capacity)..... Jack Stephens Center (5,600)
Head Coach..... Van Compton
Alma Mater..... Arkansas State, 1966
Career Record (Years)..... 499-371 (29)
School Record (Years)..... Same
2016 Record (Conference)..... 12-18 (8-8, 5th)
All-Time Series..... UALR leads 6-0
Series Streak..... UALR W6
UTM vs. UALR in Little Rock/Martin..... 0-2/0-0



**CENTRAL ARKANSAS
SUGAR BEARS**
SEPT. 2

Location..... Conway, Ark.
Conference..... Southland
Arena (Capacity)..... Prince Center (400)
Head Coach..... Jeni Jones Chatman
Alma Mater..... Florida, 1999
Career Record (Years)..... 32-27 (2)
School Record (Years)..... Same
2016 Record (Conference)..... 16-14 (9-7, 5th)
All-Time Series..... UCA leads 3-0
Series Streak..... UCA W3
UTM vs. UCA in Conway/Martin..... 0-1/0-0



**UAB
BLAZERS**
SEPT. 8

Location..... Birmingham, Ala.
Conference..... Conference USA
Arena (Capacity)..... Bartow Arena (8,500)
Head Coach..... Kerry Messersmith
Alma Mater..... Chadron State, 1986
Career Record (Years)..... 674-418 (28)
School Record (Years)..... 200-166 (11)
2016 Record (Conference)..... 11-19 (3-11, 10th)
All-Time Series..... UAB leads 3-1
Series Streak..... UTM W1
UTM vs. UAB in Birmingham/Martin..... 1-0/0-1



**INDIANA
HOOSIERS**
SEPT. 9

Location..... Bloomington, Ind.
Conference..... Big Ten
Arena (Capacity)..... University Gym (2,000)
Head Coach..... Sherry Dunbar-Kruzan
Alma Mater..... Ball State, 1992
Career Record (Years)..... 263-197 (15)
School Record (Years)..... 150-175 (11)
2016 Record (Conference)..... 17-16 (6-14, 11th)
All-Time Series..... UTM leads 1-0
Series Streak..... UTM W1
UTM vs. IU in Bloomington/Martin..... 1-0/0-0



**EVANSVILLE
PURPLE ACES**
SEPT. 9

Location..... Evansville, Ind.
Conference..... Missouri Valley
Arena (Capacity)..... Meeks Family Fieldhouse (800)
Head Coach..... Manolo Concepcion
Alma Mater..... Ashford, 2008
Career Record (Years)..... 40-147 (6)
School Record (Years)..... 30-92 (4)
2016 Record (Conference)..... 5-26 (1-17, 10th)
All-Time Series..... UE leads 8-6
Series Streak..... UTM W1
UTM vs. UE in Evansville/Martin..... 1-6/5-1



**NICHOLLS
COLONELS**
SEPT. 15

Location..... Thibodaux, La.
Conference..... Southland
Arena (Capacity)..... Stopher Gym (3,800)
Head Coach..... Tommy Harold
Alma Mater..... Randolph Macon, 1997
Career Record (Years)..... 239-199 (14)
School Record (Years)..... 32-86 (4)
2016 Record (Conference)..... 8-24 (3-13, 12th)
All-Time Series..... Series is tied 2-2
Series Streak..... NSU W2
UTM vs. NSU in Thibodaux/Martin..... 0-0/0-0



**LOUISIANA-MONROE
WARHAWKS**
SEPT. 15

Location..... Monroe, La.
Conference..... Sun Belt
Arena (Capacity)..... Fant-Ewing Coliseum (7,000)
Head Coach..... Patrick Hiltz
Alma Mater..... UNLV, 2002
Career Record (Years)..... 49-114 (5)
School Record (Years)..... 38-95 (4)
2016 Record (Conference)..... 9-25 (3-13, 11th)
All-Time Series..... First Meeting
Series Streak..... None
UTM vs. ULM in Monroe/Martin..... 0-0/0-0



**SOUTHEAST MISSOURI
REDHAWKS**
SEPT. 19 / OCT. 24

Location..... Cape Girardeau, Mo.
Conference..... Ohio Valley
Arena (Capacity)..... Houck Field House (1,000)
Head Coach..... Julie Yankus
Alma Mater..... Wisconsin-Milwaukee, 2002
Career Record (Years)..... 80-111 (6)
School Record (Years)..... Same
2016 Record (Conference)..... 7-23 (6-10, 8th)
All-Time Series..... SEMO leads 37-19
Series Streak..... SEMO W1
UTM vs. SEMO in Cape Girardeau/Martin..... 4-23/15-11



**TENNESSEE TECH
GOLDEN EAGLES
SEPT. 22**

Location..... Cookeville, Tenn.
Conference..... Ohio Valley
Arena (Capacity)..... Hooper Eblen Center (7,500)
Head Coach Dave Zelenock
Alma Mater..... Central Michigan, 2005
Career Record (Years) 37-83 (4)
School Record (Years) Same
2016 Record (Conference) 7-22 (3-13, 11th)
All-Time Series..... TTU leads 30-14
Series Streak..... TTU W4
UTM vs. TTU in Cookeville/Martin..... 6-15/7-13



**MURRAY STATE
RACERS
SEPT. 29 / NOV. 4**

Location..... Murray, Ky.
Conference..... Ohio Valley
Arena (Capacity)..... Racer Arena (5,500)
Head Coach David Schwepker
Alma Mater..... Southeast Missouri, 1987
Career Record (Years) 299-336 (22)
School Record (Years) 286-261 (19)
2016 Record (Conference) 23-9 (15-1, 1st)
All-Time Series..... MSU leads 39-15
Series Streak..... MSU W9
UTM vs. MSU in Murray/Martin..... 4-21/10-16



**AUSTIN PEAY
GOVERNORS
SEPT. 30 / NOV. 3**

Location..... Clarksville, Tenn.
Conference..... Ohio Valley
Arena (Capacity)..... Dunn Center (7,257)
Head Coach Taylor Mott
Alma Mater..... Ole Miss, 1995
Career Record (Years) 358-238 (18)
School Record (Years) 78-90 (5)
2016 Record (Conference) 24-11 (12-4, 3rd)
All-Time Series..... APSU leads 37-13
Series Streak..... APSU W3
UTM vs. APSU in Clarksville/Martin..... 5-19/8-15



**SIUE
COUGARS
OCT. 6 / NOV. 11**

Location..... Edwardsville, Ill.
Conference..... Ohio Valley
Arena (Capacity)..... Vadalabene Center (4,000)
Head Coach Kendall Paulus
Alma Mater..... Missouri State, 2004
Career Record (Years) 0-0 (0)
School Record (Years) Same
2016 Record (Conference) 22-8 (13-3, 2nd)
All-Time Series..... Series is tied 8-8
Series Streak..... SIUE W2
UTM vs. SIUE in Edwardsville/Martin..... 2-5/6-2



**EASTERN ILLINOIS
PANTHERS
OCT. 7 / NOV. 10**

Location..... Charleston, Ill.
Conference..... Ohio Valley
Arena (Capacity)..... Lantz Arena (4,200)
Head Coach Samantha Wolinski
Alma Mater..... Earlham, 1996
Career Record (Years) 282-300 (16)
School Record (Years) 21-41 (2)
2016 Record (Conference) 5-26 (2-14, 12th)
All-Time Series..... EIU leads 28-16
Series Streak..... UTM W1
UTM vs. EIU in Charleston/Martin..... 7-14/8-14



**BELMONT
BRUINS
OCT. 13**

Location..... Nashville, Tenn.
Conference..... Ohio Valley
Arena (Capacity)..... Curb Event Center (5,000)
Head Coach Tony Howell
Alma Mater..... North Texas, 1996
Career Record (Years) 52-41 (3)
School Record (Years) Same
2016 Record (Conference) 16-12 (10-6, 4th)
All-Time Series..... Series is tied 10-10
Series Streak..... BU W4
UTM vs. BU in Nashville/Martin..... 4-4/5-5



**TENNESSEE STATE
TIGERS
OCT. 14**

Location..... Nashville, Tenn.
Conference..... Ohio Valley
Arena (Capacity)..... Kean Hall (2,500)
Head Coach Donika Sutton
Alma Mater..... Alcorn State, 2005
Career Record (Years) 26-31 (2)
School Record (Years) 0-0 (0)
2016 Record (Conference) 17-16 (8-8, 6th)
All-Time Series..... UTM leads 32-17
Series Streak..... UTM W1
UTM vs. TSU in Nashville/Martin..... 12-10/17-6



**EASTERN KENTUCKY
COLONELS
OCT. 20**

Location..... Richmond, Ky.
Conference..... Ohio Valley
Arena (Capacity)..... McBrayer Arena (6,500)
Head Coach Lori Duncan
Alma Mater..... Eastern Kentucky, 1984
Career Record (Years) 283-427 (24)
School Record (Years) 254-327 (19)
2016 Record (Conference) 15-15 (9-7, 5th)
All-Time Series..... ECU leads 25-20
Series Streak..... ECU W1
UTM vs. ECU in Richmond/Martin..... 7-16/13-9



**MOREHEAD STATE
EAGLES
OCT. 21**

Location..... Morehead, Ky.
Conference..... Ohio Valley
Arena (Capacity)..... Wetherby Gym (3,500)
Head Coach Jaime Gordon
Alma Mater..... Kentucky, 1994
Career Record (Years) 333-227 (17)
School Record (Years) 252-200 (14)
2016 Record (Conference) 11-20 (7-9, 7th)
All-Time Series..... MSU leads 37-11
Series Streak..... UTM W1
UTM vs. MSU in Morehead/Martin..... 6-19/5-17



**JACKSONVILLE STATE
GAMECOCKS
OCT. 27**

Location..... Jacksonville, Ala.
Conference..... Ohio Valley
Arena (Capacity)..... Pete Mathews Coliseum (3,500)
Head Coach Terry Gamble
Alma Mater..... US Sports Academy, 1997
Career Record (Years) 849-327 (22)
School Record (Years) 50-55 (3)
2016 Record (Conference) 18-19 (6-10, 8th)
All-Time Series..... JSU leads 16-5
Series Streak..... UTM W1
UTM vs. JSU in Jacksonville/Martin..... 2-8/2-8

**O
P
P
O
N
E
N
T
S**





OHIO VALLEY CONFERENCE TOURNAMENT

First Round: Thursday, Nov. 16

Match 1: 3 Seed vs. 6 Seed

Match 2: 2 Seed vs. 7 Seed

Match 3: 4 Seed vs. 5 Seed

Match 4: 1 Seed vs. 8 Seed

Semifinal Round: Friday, Nov. 17

Match 5: Winner of Match 1 vs. Winner of Match 2

Match 6: Winner of Match 3 vs. Winner of Match 4

Championship Round: Saturday, Nov. 18

Winner of Match 5 vs. Winner of Match 6



Host Regular Season Champion
UTM All-Time in OVC Tournament 8-11
UTM Appearances in OVC Tournament 12
Last UTM Appearance in OVC Tournament 2012
UTM OVC Tournament Championships 1 (2002)
OVC Location Brentwood, Tenn.
OVC Commissioner Beth DeBauche
OVC Volleyball SID Heather Brown
OVC SID Phone (615) 690-6687
OVC SID Email hbrown@ovc.org
OVC Website www.OVCsports.com

UT MARTIN DIVISION-I POSTSEASON HISTORY

OHIO VALLEY CONFERENCE TOURNAMENT

Date	Opponent	Location	Result
11-20-92	Southeast Missouri	Clarksville, Tenn.	L, 0-3
11-19-93	Morehead State	Richmond, Ky.	L, 1-3
11-18-94	Murray State	Murfreesboro, Tenn.	L, 0-3
11-16-95	Tennessee State	Morehead, Ky.	W, 3-0
11-17-95	Southeast Missouri	Morehead, Ky.	L, 0-3
11-22-96	Tennessee Tech	Murray, Ky.	W, 3-2
11-22-96	Southeast Missouri	Murray, Ky.	L, 0-3
11-21-97	Tennessee State	Cape Girardeau, Mo.	L, 1-3
11-17-00	Eastern Illinois	Cape Girardeau, Mo.	W, 3-1
11-18-00*	Southeast Missouri	Cape Girardeau, Mo.	L, 0-3
11-16-01	Southeast Missouri	Martin, Tenn.	W, 3-0
11-17-01*	Eastern Illinois	Martin, Tenn.	L, 2-3
11-22-02	Murray State	Martin, Tenn.	W, 3-2
11-23-02*	Southeast Missouri	Martin, Tenn.	**W, 3-0
11-20-08	Murray State	Cookeville, Tenn.	L, 0-3
11-17-11	Jacksonville State	Morehead, Ky.	W, 3-2
11-18-11	Tennessee State	Morehead, Ky.	W, 3-1
11-19-11*	Morehead State	Morehead, Ky.	L, 0-3
11-15-12	Morehead State	Morehead, Ky.	L, 0-3

Ohio Valley Conference Tournament Record: 8-11

*OVC Tournament Championship Match

**Won OVC Tournament in 2002

NCAA VOLLEYBALL TOURNAMENT

Date	Opponent	Location	Result
12-6-02	Nebraska	Lincoln, Neb.	L, 0-3 (12-30, 17-30, 14-30)

UT Martin's magical 2002 season came to an end when it fell in three sets to No. 3 Nebraska (12-30, 17-30, 14-30) in the first round of the NCAA Tournament at NU Coliseum. The Skyhawks concluded the season with a 24-6 overall record.

A total of 12 players saw action for UT Martin, as Leigh Reiniche (five kills), Lindsey Vicknair (19 assists) and Stefanie Dubach (12 digs) guided the Skyhawks.

Nebraska would end its season with a 40-2 record after advancing to the Elite 8 round of the NCAA Tournament. The match was played in front of 4,289 fans - the largest crowd that a UT Martin volleyball team has played in front of.



The 2002 UT Martin volleyball team captured the program's first-ever Ohio Valley Conference championship, winning the final in three sets against Southeast Missouri at Skyhawk Fieldhouse. The Skyhawks posted a 24-6 record and went 15-1 in the OVC, winning its second consecutive regular season conference title under head coach Chris Rushing. The 24 victories are one shy of the program record while the 15 conference wins remain as the most in school history.



BETH DEBAUCHE
OVC COMMISSIONER

Conferences.

The OVC's proud history dates back to 1948, but seeds for the new league were actually planted in 1941. It was then that Roy Stewart, the athletics director at Murray State, Charles "Turkey" Hughes, the athletics director at Eastern Kentucky, and Kelly Thompson, the public relations director at Western Kentucky, first broached the idea of forming a new conference. Discussions were put on hold by World War II, but reemerged February 27-28, 1948 at the Kentucky Hotel in Louisville as the three original institutions combined with Morehead State, Louisville and Evansville to form the OVC.

In the 1950s, the OVC became a pioneer on a much more significant scale socially. During times of racial segregation, league member Morehead State became one of the first non-traditionally black mid-southern institutions to accept a black student. In 1958 Marshall Banks earned athletically-related aid at Morehead, which signed a second black athlete, Howard Murphy, a year later. In 1961 Murphy earned all-conference recognition as a halfback in football. With racial barriers broken, the rest of the institutions in the league began to provide educational and athletic opportunities to African-Americans.

After Title IX legislation passed in 1972, women's athletics began a rebirth on the national scene as the NCAA began sponsoring and marketing women's sports. Recognizing the need to provide increased opportunities for female athletes, the OVC began formulating plans for women's athletics in 1975 and established women's championships in the sports of basketball, tennis and track in 1977, with cross country and volleyball added over the next four years. Those sports were initially governed by the Association of Intercollegiate Athletics for Women (AIAW), but the overall strength of women's programs in the league was demonstrated by the automatic bids the OVC instantly received when the NCAA became the governing body in 1982. The conference added women's golf and softball in 1994 and women's soccer in 1998.

The OVC's first volleyball tournament was held in 1981, the same year Eastern Kentucky began a string of six-straight tournament crowns. Former EKV skipper Dr. Geri Polvino compiled a 627-439 record in 32 seasons as head coach of the Colonels, earning OVC Coach of the Year honors eight times. More recently, former Austin Peay coach Cheryl Holt and former Southeast Missouri skipper Cindy Gannon also earned their peers' recognition multiple times with four awards each.

Throughout the last 34 years, 11 different teams have won an OVC regular-season or tournament volleyball crown. Since joining the league in 1991, Southeast Missouri has dominated the scene, winning seven of its eight regular-season titles during the 1990's, including five straight from 1993-97. The Redhawks have also won five tournament crowns (1994, 1996, 1998, 1999 and 2000). Jacksonville State won back-to-back OVC Tournament Championships (2005, 2006) including going through the OVC undefeated (16-0) in 2006 and winning a NCAA Tournament match in 2010, the league's first NCAA victory since 2000.

Following the 2007 season, Jacksonville State's Abbey Breit was named the OVC Offensive Player of the Year for the third-straight season, becoming the first player in OVC history to accomplish that feat. She was later joined by Murray State's Scottie Ingram who won three-straight awards from 2014-16. Four other individuals - Eastern Kentucky's Angela Boykins (1985-86), Morehead State's Dayle Hammontree (1988-89), Southeast Missouri's Tuba Meto (1996-97) and Morehead State's Amy Almond (2001-02) - were back-to-back winners of the award.

Morehead State won its fourth-straight OVC volleyball regular season championship in 2013. Over that four-year period (2010-13) the Eagles compiled an impressive 67-3 league record.

Over its 69 years, OVC teams have garnered national championships and bowl games in football, along with national team or individual titles in the sports of rifle, cross country, track and golf.

The OVC has also produced several Olympic athletes, including Murray State's Morgan Hicks, who was a member of the 2004 United States Olympic Rifle Team and Morehead State's Brian Shimer who competed in five Winter Olympics in bobsled (winning a bronze medal in 2002) and coached the 2010 United States bobsled team to its first gold medal since 1948. Former Morehead State football and Eastern Kentucky track and field athlete Dallas Robinson competed with the U.S. bobsled team during the 2014 Sochi Winter Olympics. In addition, some of the greatest players in professional sports were educated at OVC institutions. The list includes former greats such as

football's Phil Simms (Morehead State), basketball's Clem Haskins (Western Kentucky) and Bubba Wells (Austin Peay) and two-sport star Steve Hamilton (Morehead State) to present-day standouts like basketball player Kenneth Faried (Morehead State), football players Tony Romo (Eastern Illinois) and Jimmy Garoppolo (Eastern Illinois) and baseball players A.J. Ellis (Austin Peay) and Shawn Kelley (Austin Peay). Hamilton is the only athlete to ever play in the NCAA Basketball Championship, a Major League Baseball World Series (New York Yankees) and a NBA Championship Series (Los Angeles Lakers).

A sampling of former OVC football stars, some of whom were All-Americans during their collegiate careers before achieving stardom at the professional ranks, include Jim Youngblood and Larry Schreiber (Tennessee Tech), Phil Simms (Morehead State), Virgil Livers and Dale Lindsey (Western Kentucky), Myron Guyton and Chad Bratzke (Eastern Kentucky), Cortland Finnegan (Samford) and Tony Romo and Jimmy Garoppolo (Eastern Illinois). In 2008, former Tennessee State standout Dominique Rodgers-Cromartie became just the fourth NFL First Round draft pick in OVC history when he was selected 16th overall by the Arizona Cardinals. He would break into the starting lineup halfway through his rookie season and started at cornerback for the Cardinals in Super Bowl XLIII.

There have been an equal number of great men's basketball players including Western Kentucky's Clem Haskins, who is the only three-time OVC Player of the Year. Several players have won OVC Player of the Year honors twice: Western Kentucky's Jim McDaniels (1969-70 and 1970-71), Murray State's Les Taylor (1971-72, 1972-73), Jeff Martin (1987-88, 1988-89), Popeye Jones (1989-90, 1990-91) and Marcus Brown (1994-95, 1995-96), Austin Peay's Otis Howard (1976-77, 1977-78), Middle Tennessee's Jerry Beck (1980-81, 1981-82), Akron's Joe Jakubick (1982-83, 1983-84), Tennessee State's Carlos Rogers (1992-93, 1993-94), UT Martin's Lester Hudson (2007-08, 2008-09), Morehead State's Kenneth Faried (2009-10, 2010-11) and Murray State's Isaiah Canaan (2011-12, 2012-13).

In April 2016, Jacksonville State's Danny Willett won The Masters Championship in Augusta, Georgia. The former Gamecock standout, who was the 2006 OVC Freshman of the Year and the 2007 OVC Championship Medalist, entered the final round tied for fifth, three shots behind 2015 champion Jordan Spieth after rounds of 70-74-72. In the final round Willett fired a 5-under par round of 67 to finish at 283 (-5) and top the field by three shots. He became just the eighth player in Masters history to win the event in his first or second start and just the second Englishman to win the event.

A first in the OVC occurred in 2008, when the league had a first round draft pick in both the NFL (Tennessee State's Dominique Rodgers-Cromartie) and Major League Baseball (Eastern Kentucky's Christian Friedrich) Drafts in the same school year. A year later (2009) the league had a Major League Baseball First Round Compensation Round pick (Eastern Illinois' Tyler Kehler who was No. 48 overall) and NBA Second Round pick (UT Martin's Lester Hudson) in the same season.

The playing field is not the only place where OVC athletes are working hard. The league also recognizes excellence in the classroom. Six Scholar-Athlete Awards are presented yearly to male and female athletes, while others are commended for their academic success by being Medal of Honor recipients or earning a spot on the Commissioner's Honor Roll. Additionally, the league annually presents one institutional Academic Achievement Award, as well as separate team awards in each Conference-sponsored sport. Since the College Sports Information Directors of America (CoSIDA) Academic All-America program began, the Ohio Valley Conference has had 261 student-athletes honored with the award, including 67 over the last seven years (2010-17).

Through the early years of the league, administrators wrestled with fan behavior due to the close proximity of the Conference members and the intense rivalries which developed. Just as it did decades ago, the OVC took the leadership role on what has become a national issue. In 1995, the OVC implemented a first-of-its-kind "Sportsmanship Statement," a policy which promotes principles of fair play, ethical conduct and respect for one's opponent. The statement has become a model for others to follow across the nation, and has answered the challenge of the NCAA Presidents Commission to improve sportsmanship in collegiate athletics.

Additionally, the OVC annually presents the Steve Hamilton Sportsmanship Award, in honor of the former Morehead State student-athlete, coach and athletics director, to a junior or senior student-athlete with significant athletic contributions who best exemplifies the characteristics of sportsmanship and citizenship. Most recently, the Conference has also implemented the OVC Institutional and Team Sportsmanship Awards, which are presented to one institution and 18 sport-specific teams voted by their peers to have best exhibited the standards of sportsmanship and ethical conduct as outlined by the OVC and NCAA.

The vision of leadership demonstrated by the Founding Fathers in 1948 remains alive today as the OVC prepares for the future. One example is in regard to the current trend in collegiate athletics administration for increased involvement of university presidents in setting policies and making rules. The presidents of OVC institutions, however, have always governed the league, long before presidential governance became a national theme.

The OVC sponsors the following sports: baseball, basketball, cross country, football, golf, tennis and track for men, and basketball, cross country, golf, soccer, softball, tennis, track and volleyball for women. In addition, the OVC also sponsors the combined men's and women's sport of rifle.

Now in its seventh decade of competition, the OVC has grown significantly from its humble beginnings while increasing the number of athletics opportunities it provides for students. Current league representatives include charter members Eastern Kentucky University, Morehead State University and Murray State University, along with Austin Peay State University, Belmont University, Eastern Illinois University, Jacksonville State University, Southeast Missouri State University, Southern Illinois University Edwardsville, Tennessee State University, Tennessee Technological University and the University of Tennessee at Martin.

IAWK VOLLEYBALL

SKYHAWK VOLLEYBALL

SKYH

2016 REVIEW



The 2016 University of Tennessee at Martin volleyball season concluded with a 9-22 overall record and a 5-11 Ohio Valley Conference mark, as the Skyhawks missed the OVC Tournament by one match for the second consecutive season.

UT Martin began the season at the CofC Invitational, falling to host College of Charleston before defeating Binghamton on the tournament's opening day. The Skyhawks then competed throughout against Southeastern Conference South Carolina before falling in three sets. Madison Wessling was named to the all-tournament team for UT Martin.

The Skyhawks then took part in the Little Rock Invitational, once again squaring off against a pair of major-conference heavyweights (3-0 loss to Mississippi State, 3-1 loss to Oklahoma) on the first day of the tournament. UT Martin followed the next day with a 3-0 victory over Arkansas-Pine Bluff, posting a season-best .330 attack percentage while extending their record to 5-0 all-time against the Lady Lions. Macy Reigelsperger chalked up all-tournament accolades for the Skyhawks.

A Labor Day tri-match was then hosted by UT Martin, as the Skyhawks fell in four sets to Big Sky powerhouse Northern Arizona before rebounding with a convincing 3-0 triumph over

Alabama A&M (their third straight win over the Lady Bulldogs).

Despite the fact that UT Martin fell in all three matches in the A-State Invitational (losses to Tulsa, host Arkansas State and Central Arkansas), Jemima Idemudia picked up all-tournament honors.

The Skyhawks opened the Fight Like Hal Memorial Invitational on a high note, defeating host UAB out of Conference USA by a 3-1 margin. The victory was the first in four tries against the Blazers in program history. UT Martin then fell to Louisiana-Lafayette and in-state rival Memphis before Idemudia claimed her second straight all-tournament nod.

OVC play started with a tough road trip, as the Skyhawks fell by 3-0 margins at eventual champion Murray State and Austin Peay. Back-to-back four-set home losses to Eastern Illinois and SIUE followed before UT Martin recovered with a hard-fought 3-2 victory over Southeast Missouri. The Skyhawks turned away a season-best 15 blocks to extend their winning streak to three games against their conference foe.

UT Martin suffered a tough 3-1 setback at Tennessee Tech before a gritty five-set home triumph against Tennessee State. The win broke a four-match losing streak to the Tigers.

A 3-1 home loss to defending OVC Tournament champion Belmont followed before an impressive 3-0 sweep at conference rival Morehead State. The victory was just the second road win since 2004 for the Skyhawks in the all-time series against the Eagles. UT Martin's road magic seemed to continue one day later against Eastern Kentucky, as the Skyhawks claimed the first set but the Colonels stormed back for a 3-1 win.

UT Martin closed out the month of October with home setbacks to Austin Peay and Murray State. The Skyhawks bounced back with an impressive 3-2 road triumph at Eastern Illinois, snapping a seven-game losing streak to the Panthers in the process. In that match, UT Martin established season-highs with 75 assists (the fifth-highest

single-match total in school history), 238 attempts (seventh-best total in program history), 83 kills (ninth-highest single-match total in school history) and 116 digs.

A 3-1 road loss at SIUE followed but the Skyhawks controlled their own OVC Tournament destiny going into the final week of the regular season. However, a 3-0 loss at Southeast Missouri ended UT Martin's hopes of a postseason bid.


Three days later on Senior Night, the Skyhawks pieced together their most complete performance of the season. Feeding off the energy of 817 fans - the third-largest home crowd in Skyhawk Fieldhouse history - UT Martin broke a four-match skid to the Gamecocks and sent four-year seniors Wessling, Colleen Larson and Alisha Erves out in style.

Wessling wrapped up her Skyhawk career ranking sixth in program history with 2,924 attempts while accumulating 943 kills. Larson scooped up 1,192 digs to rank fifth in school history while chipping in with 60 career service aces. Erves set new career-highs in attack percentage (.235) and service aces (18) as a senior while finishing her career with 221 blocks.

Idemudia became only the fifth different UT Martin player to earn All-OVC first team accolades. She was named adidas OVC Newcomer of the Week twice (Oct. 17, Nov. 7) and ranked fourth in the OVC in blocks (126, 1.15 per set) while also ranking in the league's top-10 in points (3.65 per set, eighth) and kills (2.93 per set, 10th) in conference play.

Setter Kelly Lean also made a mark in the program's single-season record book, as she ranked in the top-10 in assists per set (9.78, ninth) and assists (1,076, 10th). Her 65 assists in the victory over Tennessee State was the seventh-best assist performance in school history.

Larson was also responsible for a historical performance during the 2016 campaign, as her 35 digs in the road victory at Eastern Illinois ranked as the eighth-best dig total in Skyhawk history.





2016 UT Martin Skyhawk Volleyball **UT Martin Combined Team Statistics (as of Nov 11, 2016)** **All matches**

RECORD:	OVERALL	HOME	AWAY	NEUTRAL
ALL GAMES	9-22	4-6	3-9	2-7
CONFERENCE	5-11	3-5	2-6	0-0
NON-CONFERENCE	4-11	1-1	1-3	2-7

#	Player	sp	Attack					Set		Serve			re	Dig		Blocking						points
			k	k/s	e	ta	pct	a	a/s	sa	se	sa/s		dlg	dlg/s	bs	ba	total	blk/s	be	bhe	
12	IDEMUDIA, Jemima	110	310	2.82	130	740	.243	6	0.05	1	0	0.01	0	35	0.32	26	100	126	1.15	26	0	387.0
10	REIGELSPERGER, Ma	110	256	2.33	184	844	.085	12	0.11	19	18	0.17	42	197	1.79	7	42	49	0.45	15	1	303.0
35	WESSLING, Madison	99	250	2.53	152	802	.122	21	0.21	10	7	0.10	28	200	2.02	2	11	13	0.13	5	1	267.5
5	ERVES, Alisha	89	121	1.36	48	310	.235	6	0.07	18	10	0.20	0	43	0.48	1	35	36	0.40	11	0	157.5
13	SHAW, Sarah	68	136	2.00	67	386	.179	2	0.03	1	3	0.01	1	20	0.29	0	33	33	0.49	8	0	153.5
14	GRAY, Hayley	57	98	1.72	46	306	.170	2	0.04	0	0	0.00	1	19	0.33	2	17	19	0.33	8	0	108.5
19	LEAN, Kelly	110	55	0.50	25	194	.155	1076	9.78	17	45	0.15	2	184	1.67	2	38	40	0.36	19	14	93.0
8	NOFFSINGER, Rachel	61	35	0.57	12	90	.256	1	0.02	11	27	0.18	0	20	0.33	2	8	10	0.16	3	0	52.0
11	PHILLIPS, Hannah	26	34	1.31	22	127	.094	0	0.00	4	6	0.15	2	15	0.58	0	3	3	0.12	0	0	39.5
6	SCHERB, Jamie	99	0	0.00	1	9	-.111	14	0.14	22	43	0.22	40	196	1.98	0	1	1	0.01	0	0	22.5
2	LARSON, Colleen	110	0	0.00	0	4	.000	60	0.55	15	16	0.14	26	434	3.95	0	0	0	0.00	0	1	15.0
4	CATLETT, Macy	92	0	0.00	1	4	-.250	8	0.09	2	5	0.02	27	150	1.63	0	0	0	0.00	0	0	2.0
	TEAM	-	-	-	-	-	-	-	-	-	-	-	14	-	-	-	-	-	-	-	-	-
	UT MARTIN	110	1295	11.77	688	3816	.159	1208	10.98	120	180	1.09	183	1513	13.75	42	288	186.0	1.69	95	17	1601.0
	Opponents	110	1477	13.43	526	3769	.252	1379	12.54	183	198	1.66	120	1591	14.46	60	348	234.0	2.13	77	26	1894.0

Team Statistics	UTM	OPP
ATTACK		
Kills	1295	1477
Errors	688	526
Total Attacks	3816	3769
Attack Pct	.159	.252
Kills/Set	11.8	13.4
SET		
Assists	1208	1379
Assists/Set	11.0	12.5
SERVE		
Aces	120	183
Errors	180	198
Aces/Set	1.1	1.7
SERVE RECEPTIONS		
Errors	183	120
Errors/Set	1.7	1.1
DEFENSE		
Digs	1513	1591
Digs/Set	13.8	14.5
BLOCKING		
Block Solo	42	60
Block Assist	288	348
Total Blocks	186.0	234.0
Blocks/Set	1.7	2.1
Block Errors	95	77
Ball handling errors	17	26
ATTENDANCE		
Total	2859	3092
Dates/Avg Per Date	10/286	12/258
Neutral site #/Avg	9/96	
Current win streak	1	-
Home win streak	1	-

Date	Opponent	Score	Score by set	Att.
Aug 26	at Col. of Charleston	L 0-3	18-25,22-25,16-25	35
Aug 26	vs Binghamton	w 3-1	25-22,25-22,21-25,25-18	45
Aug 27	vs South Carolina	L 0-3	24-26,13-25,19-25	40
Sep 02	vs Mississippi State	L 0-3	13-25,14-25,10-25	122
Sep 02	vs Oklahoma	L 1-3	13-25,12-25,25-23,16-25	185
Sep 03	vs UAPB	w 3-0	25-13,25-11,25-19	354
Sep 03	at Little Rock	L 0-3	21-25,24-26,13-25	443
Sep 05	NORTHERN ARIZONA	L 1-3	24-26,25-22,16-25,22-25	268
Sep 05	ALABAMA A&M	w 3-0	25-20,25-17,25-17	317
Sep 09	vs Tulsa	L 0-3	15-25,16-25,18-25	0
Sep 09	at Arkansas State	L 0-3	14-25,17-25,16-25	361
Sep 10	vs Central Arkansas	L 0-3	16-25,18-25,24-26	0
Sep 16	at UAB	w 3-1	26-24,25-21,21-25,25-19	113
Sep 16	vs UL Lafayette	L 1-3	25-20,25-27,27-29,17-25	117
&Sep 17	vs Memphis	L 0-3	20-25,19-25,8-25	0
*Sep 23	at Murray State	L 0-3	15-25,21-25,27-29	512
*Sep 24	at Austin Peay	L 0-3	21-25,21-25,16-25	187
*Sep 30	SIUE	L 1-3	18-25,25-23,11-25,16-25	184
*Oct 01	EASTERN ILLINOIS	L 1-3	25-23,24-26,13-25,18-25	206
*Oct 04	SOUTHEAST MISSOURI	w 3-2	25-22,17-25,25-20,24-26,15-11	143
*Oct 08	at Tennessee Tech	L 1-3	21-25,17-25,25-23,11-25	112
*Oct 14	TENNESSEE STATE	w 3-2	25-18,21-25,25-20,22-25,16-14	271
*Oct 15	BELMONT	L 1-3	19-25,11-25,28-26,21-25	194
*Oct 21	at Morehead State	w 3-0	26-24,27-25,25-22	395
*Oct 22	at Eastern Kentucky	L 1-3	25-19,11-25,14-25,11-25	194
*Oct 28	AUSTIN PEAY	L 0-3	18-25,22-25,18-25	263
*Oct 29	MURRAY STATE	L 0-3	20-25,19-25,15-25	196
*Nov 04	at Eastern Illinois	w 3-2	25-21,23-25,25-22,26-28,17-15	166
*Nov 05	at SIUE	L 1-3	16-25,27-25,17-25,18-25	377
*Nov 08	at Southeast Missouri	L 0-3	22-25,10-25,20-25	197
*Nov 11	JACKSONVILLE STATE	w 3-0	25-18,25-20,25-23	817

Record in 3-set matches: 4-13
Record in 4-set matches: 2-9
Record in 5-set matches: 3-0

**F
I
N
A
L**

**S
T
A
T
I
S
T
I
C
S**



2016 UT Martin Skyhawk Volleyball **UT Martin Combined Team Statistics (as of Nov 11, 2016)** **Conference matches**

RECORD:	OVERALL	HOME	AWAY	NEUTRAL
ALL GAMES	5-11	3-5	2-6	0-0
CONFERENCE	5-11	3-5	2-6	0-0
NON-CONFERENCE	0-0	0-0	0-0	0-0

#	Player	sp	Attack					Set		Serve			re	Dig		Blocking						points
			k	k/s	e	ta	pct	a	a/s	sa	se	sa/s		dig	dig/s	bs	ba	total	blk/s	be	bhe	
12	IDEMUDIA, Jemima	60	176	2.93	69	435	.246	4	0.07	1	0	0.02	0	22	0.37	14	56	70	1.17	18	0	219.0
10	REIGELSPERGER, Ma	60	132	2.20	89	426	.101	4	0.07	7	10	0.12	22	82	1.37	3	24	27	0.45	12	0	154.0
35	WESSLING, Madison	54	125	2.31	82	416	.103	7	0.13	5	4	0.09	16	105	1.94	2	7	9	0.17	4	0	135.5
5	ERVES, Alisha	52	70	1.35	35	208	.168	5	0.10	16	10	0.31	0	36	0.69	1	24	25	0.48	7	0	99.0
14	GRAY, Hayley	46	87	1.89	40	270	.174	1	0.02	0	0	0.00	0	19	0.41	2	17	19	0.41	8	0	97.5
19	LEAN, Kelly	60	32	0.53	14	117	.154	573	9.55	13	25	0.22	2	121	2.02	2	23	25	0.42	15	8	58.5
13	SHAW, Sarah	21	36	1.71	21	117	.128	1	0.05	0	0	0.00	1	7	0.33	0	12	12	0.57	5	0	42.0
11	PHILLIPS, Hannah	21	30	1.43	13	95	.179	0	0.00	4	6	0.19	1	13	0.62	0	2	2	0.10	0	0	35.0
8	NOFFSINGER, Rachel	18	15	0.83	5	36	.278	1	0.06	2	4	0.11	0	7	0.39	0	2	2	0.11	1	0	18.0
6	SCHERB, Jamie	57	0	0.00	1	6	-.167	11	0.19	13	22	0.23	22	121	2.12	0	1	1	0.02	0	0	13.5
2	LARSON, Colleen	60	0	0.00	0	4	.000	36	0.60	7	10	0.12	11	258	4.30	0	0	0	0.00	0	0	7.0
4	CATLETT, Macy	59	0	0.00	1	3	-.333	7	0.12	1	4	0.02	17	95	1.61	0	0	0	0.00	0	0	1.0
	TEAM	-	-	-	-	-	-	-	-	-	-	-	6	-	-	-	-	-	-	-	-	-
	UT MARTIN	60	703	11.72	370	2133	.156	650	10.83	69	95	1.15	98	886	14.77	24	168	108.0	1.80	70	8	880.0
	Opponents	60	820	13.67	293	2134	.247	759	12.65	98	109	1.63	69	923	15.38	30	200	130.0	2.17	59	17	1048.0

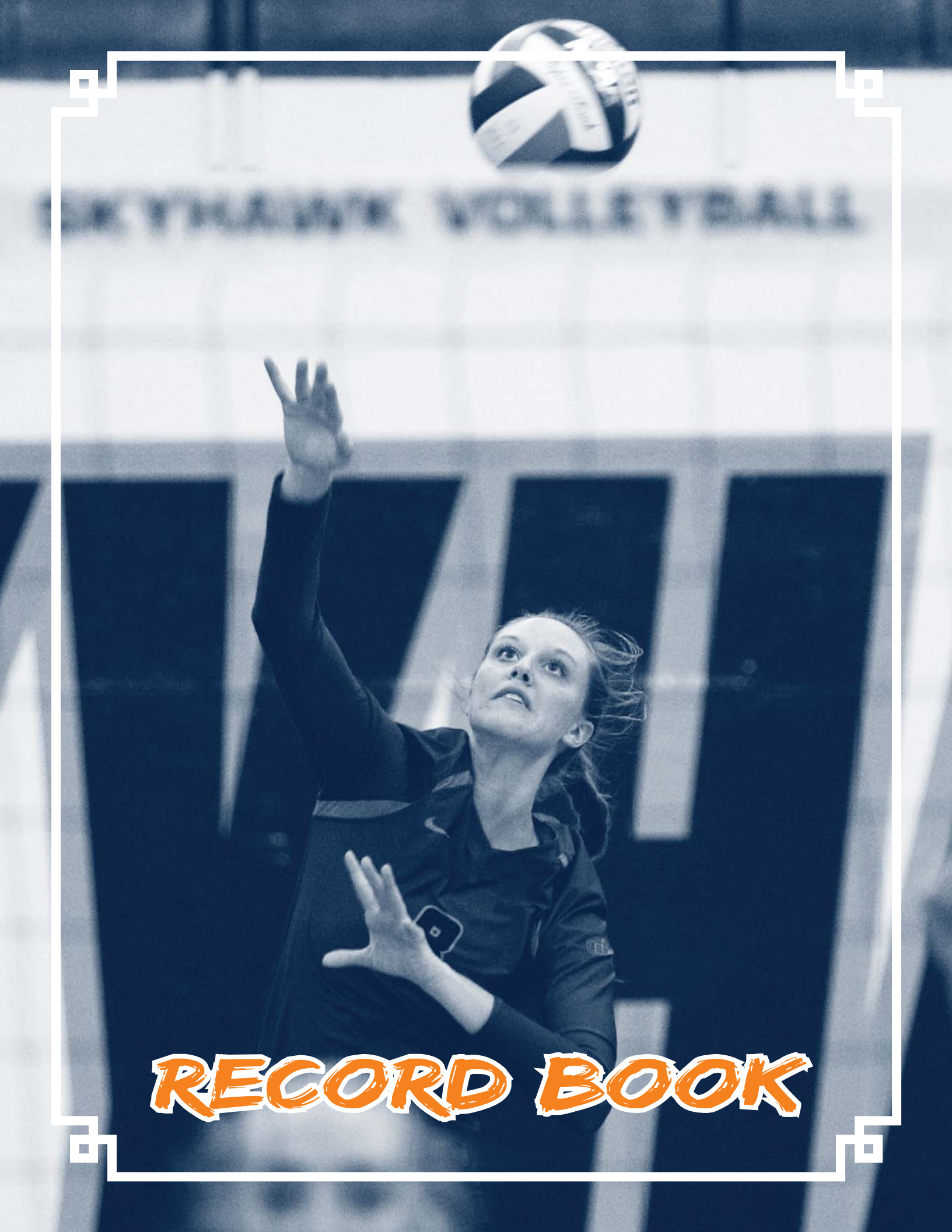
Team Statistics	UTM	OPP
ATTACK		
Kills	703	820
Errors	370	293
Total Attacks	2133	2134
Attack Pct	.156	.247
Kills/Set	11.7	13.7
SET		
Assists	650	759
Assists/Set	10.8	12.6
SERVE		
Aces	69	98
Errors	95	109
Aces/Set	1.1	1.6
SERVE RECEPTIONS		
Errors	98	69
Errors/Set	1.6	1.1
DEFENSE		
Digs	886	923
Digs/Set	14.8	15.4
BLOCKING		
Block Solo	24	30
Block Assist	168	200
Total Blocks	108.0	130.0
Blocks/Set	1.8	2.2
Block Errors	70	59
Ball handling errors	8	17
ATTENDANCE		
Total	2274	2140
Dates/Avg Per Date	8/284	8/268
Neutral site #/Avg	0/0	-
Current win streak	1	-
Home win streak	1	-

Date	Opponent	Score	Score by set	Att.
*Sep 23	at Murray State	L 0-3	15-25,21-25,27-29	512
*Sep 24	at Austin Peay	L 0-3	21-25,21-25,16-25	187
*Sep 30	SIUE	L 1-3	18-25,25-23,11-25,16-25	184
*Oct 01	EASTERN ILLINOIS	L 1-3	25-23,24-26,13-25,18-25	206
*Oct 04	SOUTHEAST MISSOURI	w 3-2	25-22,17-25,25-20,24-26,15-11	143
*Oct 08	at Tennessee Tech	L 1-3	21-25,17-25,25-23,11-25	112
*Oct 14	TENNESSEE STATE	w 3-2	25-18,21-25,25-20,22-25,16-14	271
*Oct 15	BELMONT	L 1-3	19-25,11-25,28-26,21-25	194
*Oct 21	at Morehead State	w 3-0	26-24,27-25,25-22	395
*Oct 22	at Eastern Kentucky	L 1-3	25-19,11-25,14-25,11-25	194
*Oct 28	AUSTIN PEAY	L 0-3	18-25,22-25,18-25	263
*Oct 29	MURRAY STATE	L 0-3	20-25,19-25,15-25	196
*Nov 04	at Eastern Illinois	w 3-2	25-21,23-25,25-22,26-28,17-15	166
*Nov 05	at SIUE	L 1-3	16-25,27-25,17-25,18-25	377
*Nov 08	at Southeast Missouri	L 0-3	22-25,10-25,20-25	197
*Nov 11	JACKSONVILLE STATE	w 3-0	25-18,25-20,25-23	817

Record in 3-set matches: 2-5
Record in 4-set matches: 0-6
Record in 5-set matches: 3-0

FINAL

STATISTICS



RECORD BOOK



AVCA ALL-AMERICAN

Kasey Elswick (Honorable Mention)2011

AVCA ALL-REGION

Kasey Elswick2011, 2012

OVC DEFENSIVE PLAYER OF THE YEAR

Kasey Elswick2010, 2011

FIRST TEAM ALL-OVC

Rachel Ahlers2000, 2001, 2002
Lindsey Vicknair2000, 2001, 2002
Kasey Elswick2010, 2011, 2012
Ashley Doherty2011
Jemima Idemudia2016

SECOND TEAM ALL-OVC

Joanne Jerrick1992
Traci Tisch1994
Lindsay Stock2000, 2002

OVC ALL-NEWCOMER

Traci Tisch1992
Erin Wayne1993
Amy Ohrt1994
Liz Chancellor1995
Kelly Pottthast1996
Lindsey Vicknair1999
Heather Kea2000
Kasey Elswick2009
Emily Keaton2011
Amanda Crask2012
Madison Wessling2013
Kiah Cheatham2015

ALL-OVC HONORABLE MENTION

Amy Ohrt1995
Jodie Hempen1998
Heather Kea2001
Natalie Klevan2002
Jamie Fitzwater2003
Leigh Reiniche2003

OVC ALL-TOURNAMENT TEAM

Lindsey Vicknair2000
Rachel Ahlers2000, 2001
Heather Kea2001
Jamie Fitzwater2002
Leigh Reiniche2002
Lindsay Stock2002
Ashley Doherty2011
Jenna Miller2011

OVC TOURNAMENT MVP

Lindsay Stock2002

OVC COACH OF THE YEAR

Chris Rushing2000, 2002
Darrin McClure2011

OVC PLAYER OF THE WEEK

Natalie Klevan9/30/02
Rachel Ahlers10/7/02
Lindsey Vicknair11/4/02

OVC FRESHMAN OF THE WEEK

Traci Tisch9/29/92
Brooke Burton9/28/98
Leigh Reiniche9/11/00
Heather Kea10/2/00
Ashley Doherty9/7/09

OVC DEFENSIVE PLAYER OF THE WEEK

Jodie Hempen10/19/98
Rachel Ahlers10/1/01
Kasey Elswick11/8/10, 8/29/11, 9/5/11, 9/12/11
.....9/19/11, 9/26/11, 10/10/11, 10/17/11, 10/24/11, 9/3/12
Chelsea Bowles9/2/13, 9/9/13,
.....9/15/14, 9/14/15, 9/21/15

OVC OFFENSIVE PLAYER OF THE WEEK

Heather Kea9/25/00, 9/3/01
Rachel Ahlers11/13/00, 10/8/01, 10/15/01,
.....10/22/01, 11/5/01
Lindsay Stock9/10/01

Kathryn Sprague10/8/07
Ashley Doherty9/7/09, 9/12/11, 9/19/11

OVC SETTER OF THE WEEK

Jenna Miller8/29/11, 10/10/11
Amanda Crask9/2/13, 9/9/13
Ellie Cain11/2/15

OVC NEWCOMER OF THE WEEK

Kiah Cheatham11/2/15
Jemima Idemudia10/17/16, 11/7/16

COSIDA ACADEMIC ALL-AMERICAN

Rachel Ahlers2001
Jenna Miller2011

COSIDA ACADEMIC ALL-DISTRICT

Rachel Ahlers2001
Jenna Miller2011
Kasey Elswick2011, 2012

COSIDA ACADEMIC ALL-REGION HONORABLE MENTION

Rachel Ahlers2002

OVC SCHOLAR ATHLETE AWARD

Lindsey Vicknair2002

OVC MEDAL OF HONOR

Helen Joyce1994
Amy Harris1996
Amanda James1997
Rachel Ahlers2000, 2001, 2002, 2003
Stephanie Bauer2001, 2002, 2003
Maribeth Hanneman2002, 2004
Krissy Neumann2004, 2005
Kirsten Thompson2004, 2005
Leigh Reiniche2005
Morgan Kilpatrick2007
Shelby Knose2008
Dimphy Sasse2008
Jenna Miller2009, 2010, 2011
Katie Redman2009, 2010
Kasey Elswick2010, 2012
Britany Wilburn2011
Brandy Dennis2012
Allie Whimpey2012, 2013
Chelsea Bowles2014
Lael Ceriani2014
Madison Wessling2015, 2016
Colleen Larson2016

ALL-GULF SOUTH CONFERENCE

Daina Embry1984, 1985
Kathy Hallie1994
Lisa Rynders1985, 1986
Chrissy Neibel1986
Trish Weidman1986
Chris Glaub1987
Chrissy Petty1987
Patty Cunningham1989
Dana Sampietro1989
Karin Cook1989
Deb Linger1989

GULF SOUTH CONFERENCE MVP

Chris Glaub1988

GSC ALL-TOURNAMENT TEAM

Daina Embry1984, 1985
Kathy Hallie1984
Tricia Weidman1984
Patti Cunningham1985
Lisa Rynders1985
Meika Gordon1987
Dana Sanpiero1987, 1988
Chris Glaub1988
Meika Gordon1989
Deb Linger1990

GSC COACH OF THE YEAR

Milly MacDonnell1986, 1988

GSC ALL-ACADEMIC TEAM

Deb Linger1989

OVC COMMISSIONER'S HONOR ROLL

1993-94 (5)
Jennifer Chapman
Kandy Evens
Helen Joyce
Amy Northcott
Traci Tisch

1994-95 (5)
Jennifer Chapman
Christina McKinney
Lenora McKinzie
Amy Ohrt
Traci Tisch

1995-96 (5)
Amy Harris
Amanda James
Lenora McKinzie
Jill Smith
Traci Tisch

1996-97 (3)
Angela Calcaterra
Amy Ohrt
Kelly Pottthast

1997-98 (3)
Angela Calcaterra
Amy Ohrt
Kelly Pottthast

1998-99 (3)
Sara Duffie
Amelia Johnson
Angela Calcaterra

1999-00 (2)
Rachel Ahlers
Stephanie Bauer

2000-01 (3)
Rachel Ahlers
Stephanie Bauer
Jamie Fitzwater

2001-02 (9)
Rachel Ahlers
Stephanie Bauer
Stephanie Dubach
Jamie Fitzwater
Maribeth Hanneman
Heather Kea
Natalie Klevan
Leigh Reiniche
Lindsay Stock

2002-03 (9)
Rachel Ahlers
Stephanie Bauer
Jamie Fitzwater
Maribeth Hanneman
Heather Kea
Natalie Klevan
Rebecca Palmer
Leigh Reiniche
Lindsay Stock

2003-04 (11)
Jamie Fitzwater
Maribeth Hanneman
Heather Kea
Mandy Krol
Krissy Nuemann
Rebecca Palmer
Leigh Reiniche
Dimphy Sasse
Trish Schroeder
Kirsten Thompson
Kim Tipton

2004-05 (9)
Diana Foster
Heather Grumke
Shelby Knose
Mandy Krol
Krissy Neumann
Rebecca Palmer
Leigh Reiniche
Dimphy Sasse
Kirsten Thompson

2005-06 (6)
Megan Hitt
Sarah Jett
Morgan Kilpatrick
Shelby Knose
Tamara Konitzer
Dimphy Sasse

2006-07 (10)
Anna Gautreau
Megan Hitt
Jamie Hollins
Morgan Kilpatrick
Tammy Konitzer
Shelby Knose
Lauren Montague
Taylor Nolan
Dimphy Sasse
Kathryn Sprague

2007-08 (10)
Sarah Jett
Morgan Kilpatrick
Shelby Knose
Lauren Montague
Taylor Nolan
Jennifer Roberts
Dimphy Sasse
Kathryn Sprague
Emily Steinbeck
Randie Wooldridge

2008-09 (5)
Megan Hitt
Jenna Miller
Lauren Montague
Britany Wilburn
Randie Wooldridge

2009-10 (7)
Ashley Doherty
Kasey Elswick
Cassidy Hawkins
Kelly Hogan
Jenna Miller
Lauren Montague
Katie Redman

2010-11 (8)
Peyton Coldclough
Ashley Doherty
Kasey Elswick
Meryl Loop
Jenna Miller
Lauren Montague
Katie Redman
Britany Wilburn

2011-12 (11)
Krista Beyer
Brandy Dennis
Ashley Doherty
Kasey Elswick
Jackie Harter
Rachel Hill
Kelly Hogan
Jenna Miller
Taylor Simons
Allie Whimpey
Britany Wilburn

2012-13 (10)
Krista Beyer
Chelsea Bowles
Amanda Crask
Brandy Dennis
Kasey Elswick
Jackie Harter
Emily Keaton
Lucy Martin
Taylor Simons
Allie Whimpey

2013-14 (6)
Julia Devinney
Alisha Erves
Emily Keaton
Colleen Larson
Madison Wessling
Allie Whimpey

2014-15 (13)
Madison Bergren
Chelsea Bowles
Lael Ceriani
Amanda Crask
Alisha Erves
Mandy Glon
Grace Hardin
Emily Keaton
Colleen Larson
Michelle McLaughlin
Madison Molitor
Madison Wessling
Allie Whimpey

2015-16 (7)
Chelsea Bowles
Ellie Cain
Amanda Crask
Mandy Glon
Colleen Larson
Jamie Scherb
Madison Wessling

2016-17 (10)
Macy Catlett
Alisha Erves
Hayley Gray
Colleen Larson
Kelly Lean
Hannah Phillips
Macy Reigelsperger
Jamie Scherb
Sarah Shaw
Madison Wessling



KILLS

1. Amy Ohrt	1263	1994-97
2. Rachel Ahlers	1196	1999-02
3. Emily Keaton	1181	2011-14
4. Heather Kea	1132	2000-03
5. Natalie Klevan	1114	1999-02
6. Traci Tisch	1113	1992-95
7. Ashley Doherty	1019	2008-11
8. Lauren Montague	1011	2006-10
9. Kathryn Sprague	1005	2004-07
10. Britany Wilburn	962	2008-11

KILLS/SET

1. Jodie Hempen	3.28	1997-98
2. Rachel Ahlers	3.18	1999-02
3. Leigh Reiniche	3.16	2000,02-04
4. Heather Kea	3.07	2000-03
5. Natalie Klevan	2.84	1999-02
6. Jemima Idemudia	2.82	2016
7. Traci Tisch	2.80	1992-95
8. Erin Wayne	2.76	1993-94
9. Jamie Fitzwater	2.73	2000-03
10. Amy Ohrt	2.65	1994-97

ATTACKS

1. Emily Keaton	3720	2011-14
2. Lauren Montague	3459	2006-10
3. Amy Ohrt	3285	1994-97
4. Natalie Klevan	3164	1999-02
5. Heather Kea	3145	2000-03
6. Madison Wessling	2924	2013-16
7. Traci Tisch	2874	1992-95
8. Leigh Reiniche	2806	2000,02-04
9. Britany Wilburn	2642	2008-11
10. Ashley Doherty	2631	2008-11

ATTACK ATTEMPTS/SET

1. Jodie Hempen	9.39	1997-98
2. Leigh Reiniche	9.29	2000,02-04
3. Lauren Montague	8.82	2006-10
4. Heather Kea	8.52	2000-03
5. Brooke Burton	8.19	1998-99
6. Erin Wayne	8.13	1993-94
7. Natalie Klevan	8.07	1999-02
8. Emily Keaton	7.90	2011-14
9. Madison Wessling	7.88	2013-16
10. Jamie Hollins	7.83	2004-06

ATTACK PERCENTAGE

1. Rachel Ahlers	.347	1999-02
2. Kathryn Sprague	.302	2004-07
3. Lindsey Stock	.301	1999-02
4. Jenna Miller	.275	2008-11
5. Ashley Doherty	.261	2008-11
6. Jamie Fitzwater	.245	2000-03
7. Jemima Idemudia	.243	2016
8. Kiah Cheatham	.243	2015
9. Tabbi Runyon-Davis	.229	2006-07
10. Amy Ohrt	.226	1994-97

ASSISTS

1. Lindsey Vicknair	5050	1999-02
2. Jill Smith	3302	1994-97
3. Jenna Miller	3140	2008-11
4. Shelby Knose	2661	2004-07
5. Amanda Crask	2248	2012-15
6. Helen Joyce	2098	1992-93
7. Emily Steinbeck	1291	2007-08
8. Ellie Cain	1135	2015
9. Kelly Lean	1076	2016
10. Morgan Kilpatrick	1016	2005-07

ASSISTS/SET

1. Lindsey Vicknair	12.00	1999-02
2. Kelly Lean	9.78	2016
3. Helen Joyce	9.16	1992-93
4. Ellie Cain	9.15	2015
5. Madison Bergren	8.99	2014
6. Jenna Miller	8.92	2008-11
7. Jill Smith	8.34	1994-97
8. Emily Steinbeck	6.76	2007-08
9. Shelby Knose	6.74	2004-07
10. Brandy Dennis	6.36	2011-12

ACES

1. Traci Tisch	150	1992-95
2. Carrie Smith	143	1993-96
3. Lindsey Vicknair	142	1999-02
4. Emily Keaton	128	2011-14
5. Stefanie Dubach	113	1999-02
6. Natalie Klevan	112	1999-02
7. Leigh Reiniche	109	2000,02-04
8. Jill Smith	102	1994-97
9. Lenora McKinzie	98	1994-95
10. Shelby Knose	92	2004-07

DIGS

1. Kasey Elswick	2606	2009-12
2. Chelsea Bowles	1609	2012-15
3. Stefanie Dubach	1401	1999-02
4. Heather Kea	1234	2000-03
5. Colleen Larson	1192	2013-16
6. Carrie Smith	1182	1993-96
7. Tammy Konitzer	1164	2003-06
8. Emily Keaton	1125	2011-14
9. Anna Gautreau	1094	2005-07
10. Natalie Klevan	1030	1999-02

DIGS/SET

1. Kasey Elswick	5.71	2009-12
2. Anna Gautreau	5.00	2005-07
3. Kelly Potthast	4.67	1996-97
4. Chelsea Bowles	3.58	2012-15
5. Jodie Hempen	3.55	1997-98
6. Heather Kea	3.34	2000-03
7. Stefanie Dubach	3.16	1999-02
8. Erin Wayne	3.06	1993-94
9. Tammy Konitzer	2.92	2003-06
10. Leigh Reiniche	2.85	2000,02-04

BLOCKS

1. Kathryn Sprague	545	2004-07
2. Rachel Ahlers	463	1999-02
3. Traci Tisch	434	1992-95
4. Sarah Jett	397	2005-07
5. Britany Wilburn	384	2008-11
6. Amy Ohrt	375	1994-97
7. Dimphy Sasse	318	2003-07
8. Ashley Doherty	289	2008-11
9. Lindsey Stock	283	1999-02
10. Liz Chancellor	280	1995-98

BLOCKS/SET

1. Kathryn Sprague	1.30	2004-07
2. Rachel Ahlers	1.23	1999-02
3. Sarah Jett	1.16	2005-07
4. Jemima Idemudia	1.15	2016
5. Traci Tisch	1.09	1992-95
6. Kiah Cheatham	1.04	2015
7. Dimphy Sasse	0.89	2004-07
8. Britany Wilburn	0.84	2008-11
9. Rebecca Palmer	0.81	2002-05
10. Lindsey Stock	0.80	1999-02

THE LAST TIME UTM...

Won a set 15-0...
at Tennessee State (Oct. 13, 2000)

Won a match 3-0...
vs. Jacksonville State (Nov. 11, 2016)

Won a match 3-1...
vs. UAB (Sept. 16, 2016)

Won a match 3-2...
at Eastern Illinois (Nov. 4, 2016)

Lost a set 0-15...
vs. Akron (Sept. 5, 1997)

Lost a match 0-3...
at Southeast Missouri (Nov. 8, 2016)

Lost a match 1-3...
at SIUE (Nov. 5, 2016)

Lost a match 2-3...
vs. Tennessee Tech (Nov. 13, 2015)

Had 100 kills in a match...
Never

Had 200 attacks in a match...
at Eastern Illinois (238), Nov. 4, 2016

Had .500 or better hitting pct....
vs. Sewanee (.527-49-10-74), Sept. 6, 2006

Had 10 or more service aces...
at Ole Miss (11), Sept. 1, 2015

Had 20 or more total blocks...
at Austin Peay (24), Sept. 28, 2007

Had 100 or more digs...
at Eastern Illinois (116), Nov. 4, 2016

THE LAST TIME A SKYHAWK...

Had 30-or-more kills...
Never

Had 10-or-more blocks...
11, Kiah Cheatham
vs. Tennessee Tech (Nov. 13, 2015)


Had seven-or-more service aces...
7, Lynsey Hazelwood
vs. Alabama A&M (Sept. 18, 2012)

Had 35-or-more digs...
35, Colleen Larson
at Eastern Illinois (Nov. 4, 2016)

Had two players with 20-plus kills...
Heather Kea (25)
and Rachel Ahlers (23)
vs. Eastern Illinois
(Nov. 17, 2001)

CLUB 1,000

Natalie Klevan (1,114 kills, 1,030 digs) became the first Skyhawk to join both the 1,000 Kill Club and 1,000 Dig Club during the 2002 season. Heather Kea (1,132 kills, 1,234 digs) and Emily Keaton (1,181 kills, 1,125 digs) are the only other UT Martin players to accomplish this prestigious feat.



During the 2007 season, Kathryn Sprague became the UT Martin all-time leader in blocks, finishing with 545. She is also the UT Martin career leader in blocks per set with 1.30 over her four-year career.



KILLS

1. Rachel Ahlers	429	2001
2. Amy Ohrt	412	1996
3. Joanne Jerrick	404	1992
4. Heather Kea	386	2001
5. Ashley Doherty	378	2011
6. Jamie Fitzwater	372	2003
7. Natalie Klevan	358	2001
8. Traci Tisch	357	1992
9. Jodie Hempen	346	1998
10. Taylor Noland	346	2008
Kathryn Sprague	346	2007

KILLS/SET

1. Leigh Reiniche	3.71	2003
2. Rachel Ahlers	3.70	2001
3. Jodie Hempen	3.68	1998
4. Leigh Reiniche	3.57	2004
5. Joanne Jerrick	3.48	1992
6. Lauren Montague	3.43	2010
7. Heather Kea	3.39	2001
8. Rachel Ahlers	3.27	2000
9. Leigh Reiniche	3.23	2004
10. Jamie Fitzwater	3.21	2003

ATTACKS

1. Lauren Montague	1127	2010
2. Jamie Fitzwater	1082	2003
3. Kelly Hogan	1076	2011
Joanne Jerrick	1076	1992
5. Amy Ohrt	1054	1996
6. Natalie Klevan	1039	2001
7. Jodie Hempen	1021	1998
8. Ashley Doherty	1013	2011
9. Madison Wessling	1009	2015
10. Jill Harris	1007	1996

ATTACK ATTEMPTS/SET

1. Lauren Montague	11.50	2010
2. Jodie Hempen	10.86	1998
3. Leigh Reiniche	10.67	2003
4. Leigh Reiniche	10.41	2004
5. Brooke Burton	9.47	1998
6. Heather Kea	9.29	2003
7. Joanne Jerrick	9.28	1992
8. Jamie Fitzwater	9.17	2003
9. Natalie Klevan	8.57	2002
10. Natalie Klevan	8.54	2000

ATTACK PERCENTAGE

(Min. of 3 att./set; 40% of sets played)

1. Rachel Ahlers	.397	2001
2. Rachel Ahlers	.355	2000
3. Lindsey Stock	.352	2002

4. Kathryn Sprague	.346	2007
5. Rachel Ahlers	.334	2002
6. Lindsey Stock	.323	2001
7. Kathryn Sprague	.308	2006
8. Lindsey Stock	.302	2000
9. Kathryn Sprague	.300	2004
10. Sarah Jett	.290	2007

ASSISTS

1. Lindsey Vicknair	1418	2001
2. Jenna Miller	1308	2011
3. Lindsey Vicknair	1300	2002
4. Lindsey Vicknair	1232	2000
5. Helen Joyce	1181	1992
6. Amanda Crask	1169	2013
7. Ellie Cain	1135	2015
8. Lindsey Vicknair	1100	1999
9. Shelby Knose	1080	2006
10. Kelly Lean	1076	2016

ASSISTS/SET

(Min. 40% of sets played)

1. Lindsey Vicknair	12.57	2000
2. Lindsey Vicknair	12.55	2001
3. Lindsey Vicknair	12.50	2002
4. Lindsey Vicknair	10.38	1999
5. Jenna Miller	10.22	2011
6. Helen Joyce	10.18	1992
7. Maribeth Hanneman	10.13	2003
8. Shelby Knose	10.00	2006
9. Kelly Lean	9.78	2016
10. Jenni Driscoll	9.70	1998


ACES

1. Joanne Jerrick	75	1992
2. Lindsey Vicknair	53	2001
Ashley Gonzalez	53	2001
Lenora McKinzie	53	1994
5. Brooke Burton	48	1999
6. Natalie Klevan	46	2001
7. Lenora McKinzie	45	1995
8. Stefanie Dubach	44	2001
Stefanie Dubach	44	2000
Traci Tisch	44	1993

ACES/SET

(Min. 40% of sets played)

1. Joanne Jerrick	0.65	1992
2. Traci Tisch	0.60	1995
3. Leigh Reiniche	0.51	2000
4. Breanne Carey	0.48	2006
5. Lindsey Vicknair	0.47	2001
Brooke Burton	0.47	1999
7. Stefanie Dubach	0.45	2000
Jenni Driscoll	0.45	1998



Jenna Miller amassed the program's first-ever triple-double (10 kills, 42 assists, 18 digs) when she accomplished the feat in a home match against Jacksonville State on Oct. 10, 2011.

Brooke Burton	0.45	1998	10. Chelsea Bowles	4.43	2013
10. Lenora McKinzie	0.44	1994			

DIGS

1. Kasey Elswick	852	2011
2. Kasey Elswick	643	2012
3. Anna Gautreau	642	2007
4. Kasey Elswick	606	2010
5. Chelsea Bowles	545	2013
6. Kasey Elswick	505	2009
7. Jill Harris	496	1996
8. Stefanie Dubach	492	2002
9. Chelsea Bowles	453	2015
10. Anna Gautreau	452	2006

DIGS/SET

(Min. 40% of sets played)

1. Kasey Elswick	6.50	2011
2. Kasey Elswick	5.72	2010
3. Kasey Elswick	5.64	2012
4. Anna Gautreau	5.31	2007
5. Kasey Elswick	4.81	2009
6. Kelly Potthast	4.76	1997
7. Kelly Potthast	4.63	1996
8. Anna Gautreau	4.61	2006
9. Stefanie Dubach	4.51	2002

BLOCKS

1. Kathryn Sprague	162	2005
2. Sarah Jett	161	2007
3. Rachel Ahlers	160	2002
4. Kathryn Sprague	146	2006
5. Kathryn Sprague	142	2007
6. Rachel Ahlers	140	2001
7. Sarah Jett	132	2006
8. Britany Wilburn	131	2011
9. Traci Tisch	130	1992
10. Traci Tisch	127	1994

BLOCKS/SET

(Min. 40% of sets played)

1. Rachel Ahlers	1.50	2002
2. Kathryn Sprague	1.40	2006
3. Kathryn Sprague	1.38	2005
4. Sarah Jett	1.36	2007
5. Rachel Ahlers	1.29	2000
6. Kathryn Sprague	1.23	2004
Rebecca Palmer	1.23	2004
8. Sarah Jett	1.22	2006
9. Rachel Ahlers	1.21	2001
10. Kathryn Sprague	1.17	2007



TOP KILL PERFORMANCES

1....28 ... Brooke Burton at Morehead State.....	9/26/98
....28 ... Erin Wayne at UNC Greensboro.....	9/3/94
3....27 ... Rachel Ahlers at Ole Miss	9/8/01
4....26 ... Emily Keaton at Austin Peay	9/26/14
....26 ... Lauren Montague vs. SIU Edwardsville...	11/7/09
....26 ... Heather Kea vs. Eastern Kentucky	10/18/03
7....25 ... Heather Kea vs. Eastern Illinois	2001
....25 ... Heather Kea vs. Eastern Illinois	2000
....25 ... Natalie Klevan vs. Belmont.....	2000
....25 ... Joanne Jerrick vs. Morehead State	1992

TOP HITTING PERCENTAGES

1....833 Amy Ohrt vs. Belmont.....	1997
2....750 Lindsey Stock vs. Belmont	2000
....750 Rachel Ahlers vs. Belmont	1999
4....733 Rachel Ahlers vs. Belmont	1999
5....727 Liz Chancellor vs. Belmont	1998
6....720 Rachel Ahlers vs. Southeast Missouri	2001
7....714 Jamie Fitzwater vs. Tennessee State.....	2000
8....700 Rachel Ahlers vs. Belmont	2002
9....688 Rachel Ahlers vs. Austin Peay	2002
10...667.. Kiah Cheatham vs. Austin Peay	2015
....667.. Jodie Hempen vs. Christian Brothers.....	1997

TOP BLOCK PERFORMANCES

1....15 ... Traci Tisch vs. Oral Roberts.....	10/18/93
2....12 ... Kathryn Sprague at Austin Peay	9/30/06
3....11 ... Kiah Cheatham vs. Tennessee Tech ...	11/13/15
....11 ... Kiah Cheatham at Tennessee State	10/24/15
....11 ... Ashley Doherty vs. Murray State	9/22/10
....11 ... Sarah Jett at Eastern Illinois	9/23/06
....11 ... Kathryn Sprague vs. Eastern Kentucky...	10/29/05
....11 ... Kathryn Sprague at Austin Peay	9/28/07
9....10 ... Jackie Harter vs. Murray State	10/5/12
....10 ... Britany Wilburn vs. Tennessee State...	11/18/11
....10 ... Ashley Doherty vs. Southern Illinois ...	8/27/11
....10 ... Kathryn Sprague vs. Lipscomb	10/25/07
....10 ... Sarah Jett at Eastern Illinois	9/21/07
....10 ... Sarah Jett vs. Arkansas State	9/7/07
....10 ... Kathryn Sprague vs. SE Missouri	10/14/06
....10 ... Sarah Jett at Austin Peay	9/30/06
....10 ... Kathryn Sprague at Morehead State	10/8/05

TOP SERVICE ACE PERFORMANCES

1....8 Stefanie Dubach at Southern Ill.....	9/25/01
....8 Liz Chancellor vs. Freed-Hardeman	11/6/97
....8 Traci Tisch vs. East Carolina.....	9/2/94
4....7 Lynsey Hazelwood vs. Alabama A&M...	9/18/12
....7 Liz Chancellor vs. Rhodes.....	10/23/97
....7 Liz Chancellor vs. Belmont	1997
....7 Traci Tisch vs. St. John's.....	9/8/95
....7 Lenora McKenzie vs. Tennessee State.....	1995
....7 Traci Tisch vs. Evansville	1993

.....7 Erin Wayne vs. Murray State.....	1993
.....7 Joanne Jerrick vs. Tennessee State.....	9/26/92

TOP DIG PERFORMANCES

1....46 ... Kasey Elswick at Eastern Kentucky	9/23/11
2....41 ... Kasey Elswick at Tennessee Tech.....	9/29/12
3....40 ... Kasey Elswick vs. Troy	8/31/12
4....39 ... Kasey Elswick vs. Morehead State	9/19/09
5....38 ... Kasey Elswick vs. Tennessee Tech	10/18/11
....38 ... Kasey Elswick at Austin Peay	10/14/11
....38 ... Kasey Elswick vs. Belmont	9/10/11
8....35 ... Colleen Larson at Eastern Illinois	11/4/16
9....34 ... Kasey Elswick at SIU Edwardsville...	11/11/11
....34 ... Kasey Elswick vs. Jacksonville State ...	10/10/11
....34 ... Anna Gautreau vs. Austin Peay	10/27/07

TOP ASSIST PERFORMANCES

1....77 ... Lindsey Vicknair vs. Eastern Illinois...	11/17/01
2....72 ... Lindsey Vicknair vs. Eastern Illinois.....	2000
3....70 ... Lindsey Vicknair vs. UL-Lafayette	9/8/00
4....67 ... Lindsey Vicknair vs. Ole Miss.....	9/8/01
5....66 ... Lindsey Vicknair vs. Austin Peay	2000
....66 ... Lindsey Vicknair vs. Eastern Illinois.....	2000
7....65 ... Kelly Lean vs. Tennessee State	10/14/16
....65 ... Lindsey Vicknair vs. Eastern Kentucky	2000
....65 ... Lindsey Vicknair vs. Tennessee Tech	2000
....65 ... Lindsey Vicknair vs. Middle Tennessee....	1999
....65 ... Lindsey Vicknair vs. Murray State	1999
....65 ... Helen Joyce vs. Morehead State.....	1992



Heather Kea recorded 26 kills in an OVC match against Eastern Kentucky on Oct. 18, 2003. Kea occupies three of the program's top seven single-match kill performances.

TEAM GAME RECORDS BY MATCH

Kills

(3-gm).....	64 vs. Austin Peay (11/9/01)
(4-gm).....	86 vs. Murray State (11/12/99)
(5-gm).....	88 at Morehead State (9/26/98)

Attacks

(3-gm).....	183 vs. Middle Tennessee (11/7/98)
(4-gm).....	248 at Eastern Kentucky (9/29/00)
(5-gm).....	269 vs. Southern Mississippi (9/6/02)

Assists

(3-gm).....	60 vs. Southeast Missouri (11/23/02)
(4-gm).....	80 vs. Louisiana-Lafayette (9/8/00)
(5-gm).....	83 vs. Eastern Illinois (11/17/02)

Total Blocks

(3-gm).....	16 vs. Tennessee Tech (11/15/02)
(4-gm).....	20 vs. Southeast Missouri (10/14/06)
(5-gm).....	34 vs. Murray State (9/16/95)

Digs

(3-gm).....	88 at Morehead State (11/3/91)
(4-gm).....	123 at Morehead State (10/2/92)
(5-gm).....	150 vs. Evansville (9/1/93)

Aces

(3-gm).....	17 vs. Sewanee (9/6/06)
.....	17 vs. Winston Salem State (8/24/06)
.....	17 vs. Chattanooga (9/20/94)
(4-gm).....	17 vs. Freed-Hardeman (11/6/97)
(5-gm).....	17 vs. Stetson (9/20/14)
.....	17 at Evansville (9/1/95)

INDIVIDUAL GAME RECORDS BY MATCH

Kills

(3-gm).....	21, Erin Wayne at Murray State (11/18/94)
(4-gm)....	28, Erin Wayne vs. UNC Greensboro (9/3/94)
(5-gm)....	28, Brooke Burton at Morehead St. (9/26/98)

Attacks

(3-gm)....	50, Brooke Burton vs. Middle Tenn. (11/7/98)
(4-gm)....	74, Jodie Hempen vs. Tenn. Tech (11/6/98)
(5-gm)....	75, Heather Kea vs. Eastern Ky. (10/18/03)

Assists

(3-gm)....	52, Lindsey Vicknair at Morehead St. (11/3/01)
(4-gm)....	70, Lindsey Vicknair vs. UL-Lafayette (9/8/00)
(5-gm)....	77, Lindsey Vicknair vs. Eastern Ill. (11/17/01)

Total Blocks

(3-gm).....	10, Traci Tisch at Murray State (9/16/95)
.....	10, Sarah Jett vs. Arkansas State (9/7/07)
(4-gm).....	11, Sarah Jett at Eastern Illinois (9/23/06)
(5-gm).....	15, Traci Tisch vs. Oral Roberts (10/18/93)

Digs

(3-gm).....	30, Kasey Elswick at UMKC (9/9/11)
(4-gm).....	46, Kasey Elswick at Eastern Ky. (9/23/11)
(5-gm).....	41, Kasey Elswick at Tenn. Tech (9/29/12)

Aces

(3-gm)....	7, Joanne Jerrick vs. Tennessee State (9/26/92)
(4-gm)....	8, Liz Chancellor vs. Freed-Hardeman (11/6/97)
(5-gm).....	8, Traci Tisch vs. East Carolina (9/2/94)



MATCH RECORDS **KILLS**

1. Morehead State	88	1998
2. Eastern Illinois	87	2001
Morehead State	87	1999
4. Murray State	86	1999
5. Ole Miss	85	2001
6. Louisiana-Lafayette	84	2000
Eastern Kentucky	84	2000
Eastern Illinois	84	2000
9. Eastern Illinois	83	2016
10. Austin Peay	81	2002
Murray State	81	2001

ATTACKS

1. Southern Mississippi	269	2002
2. Louisiana-Lafayette	257	2000
3. Tennessee State	249	1996
4. Eastern Kentucky	248	2000
5. Middle Tennessee	246	1999
6. Murray State	242	1999
7. Eastern Illinois	238	2016
8. Eastern Kentucky	235	2003
9. Morehead State	229	1998
10. Chattanooga	228	1996

HITTING PERCENTAGE

1. Sewanee	.527	2006
2. Winston-Salem State	.488	2006
3. Chattanooga	.479	1993
4. Belmont	.466	1997
5. Tennessee State	.462	2000
6. South Carolina State	.427	2014
7. South Carolina State	.425	2006
8. Samford	.413	2003
9. Belmont	.410	2000
10. Wofford	.409	2006

ASSISTS

1. Eastern Illinois	83	2001
2. Louisiana-Lafayette	80	2000
3. Southeast Missouri	77	2013
4. Austin Peay	76	2002
5. Eastern Illinois	75	2016
Eastern Illinois	75	2000
7. Eastern Illinois	74	2000
8. Austin Peay	73	2000
9. Austin Peay	72	2014
Eastern Illinois	72	2001
Eastern Kentucky	72	2000
Morehead State	72	1999
Middle Tennessee	72	1999

ACES

1. Stetson	17	2014
Winston-Salem State	17	2006
Sewanee	17	2006
Freed-Hardeman	17	1997
Evansville	17	1995
Chattanooga	17	1994
7. Arkansas-Pine Bluff	16	2005
Tennessee State	16	1995
9. Alcorn State	15	2006
Eastern Kentucky	15	2000
East Carolina	15	1994

DIGS

1. Evansville	150	1993
2. Louisiana-Lafayette	129	2000
3. Morehead State	123	1992
4. Southern Miss	118	2002
5. Eastern Illinois	116	2016
Missouri-Kansas City	116	1994
Austin Peay	116	1993

8. Tennessee State	115	1996
9. Tennessee Tech	114	2012
10. Tennessee Tech	110	2015

BLOCKS

1. Austin Peay	40	2007
2. Murray State	34	1995
3. Central Arkansas	33	2007
4. Louisiana-Lafayette	32	2007
Lipscomb	32	2007
6. Eastern Kentucky	29	2007
7. Belmont	27	2007
8. Eastern Illinois	26	2007
9. Eastern Illinois	25	2007
Southeast Missouri	25	2007
Austin Peay	25	2006

SEASON RECORDS **KILLS**

1. 1978.....	2001
2. 1681.....	1996
3. 1674.....	2002
4. 1657.....	2011
5. 1573.....	2007

KILLS/SET

1. 15.82.....	2001
2. 15.36.....	2002
3. 15.30.....	2000
4. 13.83.....	1999
5. 13.52.....	1997

ATTACKS

1. 5189.....	1996
2. 5152.....	2011
3. 4891.....	2001
4. 4732.....	2003
5. 4668.....	1997

ATTACKS/SET

1. 41.22.....	2002
2. 41.19.....	1998
3. 41.00.....	1999
4. 40.24.....	1997
5. 39.85.....	2000

HITTING PERCENTAGE

1. .257.....	2001
2. .229.....	2000
3. .222.....	2002
4. .209.....	2006
5. .199.....	2014

ASSISTS

1. 1746.....	2001
2. 1561.....	2011
3. 1545.....	2002
4. 1456.....	2007
5. 1423.....	2013

ASSISTS/SET

1. 14.17.....	2002
2. 13.97.....	2001
3. 13.87.....	2000
4. 12.03.....	2007
5. 11.92.....	2011

ACES

1. 261.....	2001
2. 257.....	1994
3. 243.....	1992
4. 241.....	1995
5. 222.....	2006

ACES/SET

1. 2.23.....	2000
2. 2.09.....	2001
2.09.....	1994
2.09.....	1992
5. 2.01.....	1998

DIGS

1. 2418.....	1996
2. 2416.....	2011
3. 2139.....	2001
4. 1989.....	1997
5. 1949.....	2003

DIGS/SET

1. 18.44.....	2011
2. 18.32.....	1996
3. 17.96.....	1998
4. 17.23.....	2002
5. 17.15.....	1997

BLOCKS

1. 339.0.....	2007
2. 322.0.....	2006
3. 299.0.....	2005
4. 284.5.....	2002
5. 271.0.....	2001

BLOCKS/SET

1. 2.80.....	2007
2.80.....	2006
3. 2.61.....	2002
4. 2.56.....	2005
2.56.....	2004

WINNING STREAKS

1. 12.....	2001
2. 10.....	2002
3. 8.....	2006
8.....	2002
8.....	2000

HOME WINNING STREAKS

1. 12.....	2002
2. 6.....	2011
6.....	2001
4. 5.....	2000
5.....	1998
5.....	1997

MATCH ATTENDANCE

1. at Nebraska	4,289	2002
2. Jacksonville State	2,218	2003
3. at Butler	1,427	2013
4. at Eastern Illinois	1,295	2004
5. at Arkansas	1,265	2012
6. Murray State	1,172	2002
7. Eastern Illinois	1,088	1999
8. at Morehead State	1,056	2011
9. at Eastern Illinois	1,012	2005
10. at Bradley	972	2013

HOME MATCH ATTENDANCE

1. Jacksonville State*	2,218	2003
2. Murray State	1,172	2002
3. Eastern Illinois	1,088	1999
4. Jacksonville State	817	2016
5. Tennessee Tech	751	2015
6. Southeast Missouri	738	2002
7. Eastern Illinois	726	2001
8. Stephen F. Austin	698	2011
9. Jacksonville State	628	2009
10. Tennessee State	627	2002

*Played at the Kathleen and Tom Elam Center

SEASON ATTENDANCE

1. 12,623	2002
2. 10,831	2011
3. 8,616	2009
4. 8,462	2012
5. 8,186	2001

HOME SEASON ATTENDANCE


1. 4,917	2001
2. 4,872	2002
3. 4,359	2014
4. 4,195	2011
5. 4,004	2003

SEASON ATTENDANCE/MATCH

1. 421	2002
2. 328	2011
3. 279	2013
4. 273	2012
5. 261	2008

HOME SEASON ATTENDANCE/MATCH

1. 406	2002
2. 405	2008
3. 364	2003
4. 351	2001
5. 339	2009



The 1970 volleyball squad featured a pair of future UT Martin Hall of Fame members. The late head coach Nadine Gearin (Class of 1988) and No. 55 Pat Head Summitt (Class of 1983), who was told she had to play volleyball if she wanted to also play basketball for the university. Summitt later went on to become an Olympian and the all-time winningest college basketball coach in history before passing away in June of 2016.



HITTING PERCENTAGE

Year.....Player (Stat)
1992.....Traci Tisch (.240)
1993.....Amy Northcott (.250)
1994.....Amy Ohrt (.207)
1995.....Amy Ohrt (.253)
1996.....Amy Ohrt (.228)
1997.....Jill Smith (.257)
1998.....Amy Cohea (.194)
1999.....Rachel Ahlers (.258)
2000.....Rachel Ahlers (.355)
2001.....Rachel Ahlers (.397)
2002.....Lindsey Stock (.352)
2003.....Mandy Krol (.232)
2004.....Kathryn Sprague (.300)
2005.....Shelby Knose (.261)
2006.....Kathryn Sprague (.308)
2007.....Kathryn Sprague (.346)
2008.....Britany Wilburn (.281)
2009.....Jenna Miller (.310)
2010.....Ashley Doherty (.264)
2011.....Jenna Miller (.318)
2012.....Amanda Crask (.215)
2013.....Amanda Crask (.211)
2014.....Madison Bergren (.317)
2015.....Kiah Cheatham (.243)
2016.....Rachel Noffsinger (.256)

ATTACKS

Year.....Player (Stat)
1992.....Joanne Jerrick (1076)
1993.....Erin Wayne (918)
1994.....Erin Wayne (911)
1995.....Lenora McKenzie (805)
1996.....Amy Ohrt (1054)
1997.....Amy Ohrt (922)
1998.....Jodie Hempen (1021)
1999.....Natalie Klevan (747)
2000.....Heather Kea (637)
2001.....Natalie Klevan (1039)
2002.....Natalie Klevan (780)
2003.....Jamie Fitzwater (1068)
2004.....Leigh Reiniche (875)
2005.....Rebecca Palmer (939)
2006.....Jamie Hollins (830)
2007.....Kathryn Sprague (758)
2008.....Taylor Noland (986)
2009.....Lauren Montague (1014)
2010.....Lauren Montague (1127)
2011.....Kelly Hogan (1076)
2012.....Emily Keaton (895)
2013.....Emily Keaton (948)
2014.....Emily Keaton (899)
2015.....Madison Wessling (1009)
2016.....Macy Reigelsperger (844)

ASSISTS

Year.....Player (Stat)
1992.....Helen Joyce (1181)
1993.....Helen Joyce (917)
1994.....Andy Gilliland (615)
1995.....Jill Smith (932)
1996.....Jill Smith (958)
1997.....Jill Smith (958)
1998.....Jenni Driscoll (795)
1999.....Lindsey Vicknair (1100)
2000.....Lindsey Vicknair (1232)
2001.....Lindsey Vicknair (1418)
2002.....Lindsey Vicknair (1300)
2003.....Maribeth Hanneman (643)
2004.....Heather Grumke (521)
2005.....Morgan Kilpatrick (673)
2006.....Shelby Knose (1080)
2007.....Shelby Knose (662)
2008.....Emily Steinbeck (879)
2009.....Jenna Miller (752)
2010.....Jenna Miller (818)
2011.....Jenna Miller (1308)
2012.....Amanda Crask (884)
2013.....Amanda Crask (1169)
2014.....Madison Bergren (935)
2015.....Ellie Cain (1135)
2016.....Kelly Lean (1076)

DIGS

Year.....Player (Stat)
1992.....Joanne Jerrick (399)
1993.....Erin Wayne (376)
1994.....Erin Wayne (313)
1995.....Carrie Smith (327)
1996.....Jill Harris (496)
1997.....Jodie Hempen (371)
1998.....Jodie Hempen (311)
1999.....Lindsey Vicknair (290)
2000.....Stefanie Dubach (280)
2001.....Heather Kea (442)
2002.....Stefanie Dubach (492)
2003.....Heather Kea (338)
2004.....Leigh Reiniche (282)
2005.....Tammy Konitzer (431)
2006.....Anna Gautreau (452)
2007.....Anna Gautreau (642)
2008.....Breane Carey/Jennifer Roberts (385)
2009.....Kasey Elswick (505)
2010.....Kasey Elswick (606)
2011.....Kasey Elswick (852)
2012.....Kasey Elswick (643)
2013.....Chelsea Bowles (545)
2014.....Chelsea Bowles (369)
2015.....Chelsea Bowles (453)
2016.....Colleen Larson (434)

DIGS PER SET

Year.....Player (Stat)
1992.....Joanne Jerrick (3.44)
1993.....Erin Wayne (3.42)
1994.....Erin Wayne (2.72)
1995.....Carrie Smith (2.79)
1996.....Kelly Potthast (4.63)
1997.....Kelly Potthast (4.76)
1998.....Jodie Hempen (3.57)
1999.....Lindsey Vicknair (2.74)
2000.....Heather Kea (2.94)
2001.....Heather Kea (3.88)
2002.....Stefanie Dubach (4.51)
2003.....Heather Kea (3.31)
2004.....Leigh Reiniche (3.36)
2005.....Tammy Konitzer (3.78)
2006.....Anna Gautreau (4.61)
2007.....Anna Gautreau (5.31)
2008.....Breane Carey/Jennifer Roberts (3.13)
2009.....Kasey Elswick (4.81)
2010.....Kasey Elswick (5.72)
2011.....Kasey Elswick (6.50)
2012.....Kasey Elswick (5.64)
2013.....Chelsea Bowles (4.43)
2014.....Chelsea Bowles (4.05)
2015.....Chelsea Bowles (3.78)
2016.....Colleen Larson (3.95)

KILLS

Year.....Player (Stat)
1992.....Joanne Jerrick (404)
1993.....Erin Wayne (318)
1994.....Traci Tisch (333)
1995.....Amy Ohrt (271)
1996.....Amy Ohrt (412)
1997.....Amy Ohrt (344)
1998.....Jodie Hempen (346)
1999.....Natalie Klevan (254)
2000.....Rachel Ahlers (268)
2001.....Rachel Ahlers (429)
2002.....Lindsey Stock (328)
2003.....Jamie Fitzwater (372)
2004.....Leigh Reiniche (271)
2005.....Rebecca Palmer (306)
2006.....Jamie Hollins (291)
2007.....Kathryn Sprague (346)
2008.....Taylor Noland (346)
2009.....Lauren Montague (306)
2010.....Lauren Montague (336)
2011.....Ashley Doherty (378)
2012.....Emily Keaton (262)
2013.....Emily Keaton/Allie Whippey (303)
2014.....Emily Keaton (326)
2015.....Lael Ceriani (329)
2016.....Jemima Idemudia (310)

KILLS PER SET

Year.....Player (Stat)
1992.....Joanne Jerrick (3.48)
1993.....Erin Wayne (2.89)
1994.....Traci Tisch (2.80)
1995.....Traci Tisch (2.58)
1996.....Amy Ohrt (3.17)
1997.....Amy Ohrt (2.97)
1998.....Jodie Hempen (3.68)
1999.....Rachel Ahlers (2.41)
2000.....Rachel Ahlers (3.27)
2001.....Rachel Ahlers (3.70)
2002.....Natalie Klevan (3.10)
2003.....Leigh Reiniche (3.71)
2004.....Leigh Reiniche (3.23)
2005.....Rebecca Palmer (2.64)
2006.....Jamie Hollins (2.83)
2007.....Kathryn Sprague (2.86)
2008.....Taylor Noland (2.81)
2009.....Lauren Montague (2.94)
2010.....Lauren Montague (3.43)
2011.....Ashley Doherty (2.89)
2012.....Emily Keaton (2.34)
2013.....Emily Keaton (2.53)
2014.....Emily Keaton (3.02)
2015.....Lael Ceriani (2.63)
2016.....Jemima Idemudia (2.82)

ACES

Year.....Player (Stat)
1992.....Joanne Jerrick (75)
1993.....Traci Tisch (44)
1994.....Lenora McKenzie (53)
1995.....Lenora McKenzie (45)
1996.....Carrie Smith (41)
1997.....Liz Chancellor (35)
1998.....Jodie Hempen (39)
1999.....Brooke Burton (48)
2000.....Stefanie Dubach (44)
2001.....Lindsey Vicknair/Ashley Gonzalez (53)
2002.....Lindsey Vicknair (41)
2003.....Jamie Fitzwater (27)
2004.....Leigh Reiniche (37)
2005.....Jamie Hollins (35)
2006.....Shelby Knose (35)
2007.....Anna Gautreau (27)
2008.....Breanne Carey (24)
2009.....Jenna Miller (25)
2010.....Kasey Elswick (20)
2011.....Emily Keaton/Jenna Miller (33)
2012.....Lynsey Hazelwood (28)
2013.....Lynsey Hazelwood (39)
2014.....Emily Keaton (39)
2015.....Colleen Larson (25)
2016.....Jamie Scherb (22)

TOTAL BLOCKS

Year.....Player (Stat)
1992.....Traci Tisch (130)
1993.....Traci Tisch (118)
1994.....Traci Tisch (127)
1995.....Amy Ohrt (102)
1996.....Amy Ohrt (122)
1997.....Amy Ohrt (89)
1998.....Liz Chancellor (62)
1999.....Kristie Giles (100)
2000.....Rachel Ahlers (106)
2001.....Rachel Ahlers (140)
2002.....Rachel Ahlers (160)
2003.....Mandy Krol (86)
2004.....Kim Tipton (98)
2005.....Kathryn Sprague (162)
2006.....Kathryn Sprague (146)
2007.....Sarah Jett (161)
2008.....Britany Wilburn (86)
2009.....Britany Wilburn (77)
2010.....Britany Wilburn (82)
2011.....Britany Wilburn (131)
2012.....Shelby Hoskins/Jackie Harter (78)
2013.....Julia Devinney (77)
2014.....Alisha Erves (76)
2015.....Kiah Cheatham (110)
2016.....Jemima Idemudia (126)

BLOCKS PER SET

Year.....Player (Stat)
1992.....Traci Tisch (1.13)
1993.....Traci Tisch (1.05)
1994.....Traci Tisch (1.07)
1995.....Traci Tisch (1.13)
1996.....Amy Ohrt (0.94)
1997.....Amy Ohrt (0.77)
1998.....Amy Cohea (0.65)
1999.....Kristie Giles (0.99)
2000.....Rachel Ahlers (1.29)
2001.....Rachel Ahlers (1.21)
2002.....Rachel Ahlers (1.50)
2003.....Mandy Krol (0.75)
2004.....Kathryn Sprague (1.23)
2005.....Kathryn Sprague (1.38)
2006.....Kathryn Sprague (1.40)
2007.....Sarah Jett (1.33)
2008.....Britany Wilburn (0.76)
2009.....Britany Wilburn (0.79)
2010.....Britany Wilburn (0.77)
2011.....Britany Wilburn (1.02)
2012.....Shelby Hoskins (0.74)
2013.....Alisha Erves (0.71)
2014.....Alisha Erves (0.71)
2015.....Kiah Cheatham (1.04)
2016.....Jemima Idemudia (1.15)



Team.....	Record.....	First.....	Last.....
Akron.....	0-1.....	1997.....	1997.....
Alabama.....	0-3.....	1998.....	2013.....
Alabama A&M.....	5-2.....	2005.....	2016.....
Alabama State.....	2-0.....	2012.....	2014.....
Alcorn State.....	1-0.....	2006.....	2006.....
Arkansas.....	0-3.....	2002.....	2012.....
Arkansas-Pine Bluff.....	5-0.....	1998.....	2016.....
Arkansas State.....	4-14.....	1998.....	2016.....
Auburn.....	0-1.....	2010.....	2010.....
Austin Peay.....	13-37.....	1992.....	2016.....
Belmont.....	10-10.....	1997.....	2016.....
Binghamton.....	1-0.....	2016.....	2016.....
Bradley.....	1-0.....	2013.....	2013.....
Bucknell.....	0-1.....	2008.....	2008.....
Butler.....	0-1.....	2013.....	2013.....
California.....	0-1.....	2002.....	2002.....
Campbell.....	1-0.....	2006.....	2006.....
Centenary.....	2-0.....	2007.....	2009.....
Central Arkansas.....	0-3.....	2007.....	2016.....
Central Michigan.....	0-1.....	2007.....	2007.....
Charlotte.....	1-0.....	2013.....	2013.....
Chattanooga.....	7-0.....	1993.....	2014.....
Christian Brothers.....	5-0.....	1995.....	1997.....
Citadel.....	2-0.....	2010.....	2015.....
Clemson.....	0-1.....	1993.....	1993.....
Coastal Carolina.....	0-1.....	2015.....	2015.....
College of Charleston.....	0-3.....	1994.....	2016.....
Dayton.....	0-1.....	2015.....	2015.....
DePaul.....	0-1.....	2012.....	2012.....
Drake.....	0-1.....	2014.....	2014.....
East Carolina.....	1-0.....	1994.....	1994.....
East Tennessee State.....	1-2.....	1992.....	1998.....
Eastern Illinois.....	16-28.....	1996.....	2016.....
Eastern Kentucky.....	20-25.....	1992.....	2016.....
Eastern Michigan.....	0-1.....	2015.....	2015.....
Elon.....	1-0.....	2006.....	2006.....
Evansville.....	6-8.....	1992.....	2013.....
Freed-Hardeman.....	3-0.....	1996.....	1997.....
Furman.....	0-1.....	1994.....	1994.....
Gardner-Webb.....	1-0.....	2004.....	2004.....
Georgia Southern.....	0-1.....	2010.....	2010.....
Georgia State.....	1-2.....	1993.....	1998.....
Georgia Tech.....	0-1.....	2015.....	2015.....
Green Bay.....	2-1.....	1992.....	2013.....
Harding.....	1-0.....	1996.....	1996.....
Howard.....	1-0.....	1997.....	1997.....
Idaho.....	0-1.....	2005.....	2005.....
Illinois-Chicago.....	1-0.....	2009.....	2009.....
Illinois State.....	0-1.....	2011.....	2011.....
Indiana.....	1-0.....	2009.....	2009.....
Indiana State.....	0-3.....	1995.....	2015.....
IPFW.....	1-1.....	2001.....	2015.....
IUPUI.....	1-2.....	2005.....	2007.....
Jackson State.....	4-0.....	1998.....	2012.....
Jacksonville State.....	5-16.....	1999.....	2016.....
James Madison.....	1-1.....	1997.....	2003.....
Kansas.....	0-1.....	2012.....	2012.....
Kentucky.....	0-1.....	2009.....	2009.....
Kentucky Wesleyan.....	1-0.....	1992.....	1992.....

Team.....	Record.....	First.....	Last.....
Lamar.....	0-1.....	2008.....	2008.....
Lee.....	0-1.....	1996.....	1996.....
Liberty.....	1-0.....	1994.....	1994.....
Lipscomb.....	3-6.....	2000.....	2008.....
Little Rock.....	0-6.....	1993.....	2016.....
Louisiana-Lafayette.....	2-2.....	2000.....	2016.....
Louisiana Tech.....	1-0.....	2009.....	2009.....
Loyola (Chicago).....	0-2.....	1994.....	2008.....
Marshall.....	0-2.....	1995.....	1995.....
Maryland-Eastern Shore.....	1-0.....	2013.....	2013.....
McNeese State.....	0-2.....	2005.....	2015.....
Memphis.....	1-14.....	1993.....	2016.....
Mercer.....	2-2.....	1992.....	2010.....
Middle Tennessee.....	8-9.....	1992.....	2005.....
Mississippi State.....	1-4.....	1995.....	2016.....
Mississippi Valley State.....	1-0.....	2007.....	2007.....
Missouri State.....	0-1.....	1999.....	1999.....
Montana State.....	1-0.....	2011.....	2011.....
Morehead State.....	11-37.....	1992.....	2016.....
Murray State.....	15-39.....	1992.....	2016.....
Nebraska.....	0-1.....	2002.....	2002.....
Nicholls.....	2-2.....	1999.....	2013.....
North Carolina A&T.....	2-0.....	1994.....	2007.....
North Dakota.....	0-1.....	2015.....	2015.....
North Texas.....	1-2.....	2002.....	2012.....
Northeastern Illinois.....	1-1.....	1995.....	1996.....
Northern Arizona.....	1-1.....	2002.....	2016.....
Northwestern State.....	1-2.....	2003.....	2012.....
Ohio.....	0-1.....	2005.....	2005.....
Oklahoma.....	0-1.....	2016.....	2016.....
Ole Miss.....	3-3.....	1995.....	2015.....
Oral Roberts.....	1-0.....	1993.....	1993.....
Presbyterian.....	1-0.....	2010.....	2010.....
Purdue.....	0-1.....	2004.....	2004.....
Radford.....	0-1.....	1992.....	1992.....
Rhodes.....	1-0.....	1997.....	1997.....
Saint Francis (NY).....	1-0.....	2001.....	2001.....
St. John's.....	1-0.....	1995.....	1995.....
Saint Louis.....	1-5.....	1992.....	2015.....
Sam Houston State.....	0-1.....	2008.....	2008.....
Samford.....	8-4.....	1992.....	2007.....
San Jose State.....	0-1.....	2002.....	2002.....
Sewanee.....	1-0.....	2006.....	2006.....
Siena.....	0-1.....	2015.....	2015.....
SIUE.....	8-8.....	2008.....	2016.....
South Alabama.....	0-2.....	2009.....	2013.....
South Carolina.....	0-1.....	2016.....	2016.....
South Carolina State.....	4-0.....	1993.....	2014.....
Southeast Missouri.....	19-37.....	1992.....	2016.....
Southeastern Louisiana.....	1-0.....	2011.....	2011.....
Southern.....	1-0.....	2014.....	2014.....
Southern Illinois.....	3-7.....	1996.....	2015.....
Southern Indiana.....	2-0.....	1992.....	1992.....
Southern Mississippi.....	1-2.....	2001.....	2003.....
Stephen F. Austin.....	0-1.....	2011.....	2011.....
Stetson.....	0-1.....	2014.....	2014.....
Tennessee.....	0-2.....	2004.....	2013.....
Tennessee State.....	32-17.....	1992.....	2016.....
Tennessee Tech.....	14-30.....	1992.....	2016.....

Team.....	Record.....	First.....	Last.....
Texas A&M-Corpus Christi.....	1-0.....	2008.....	2008.....
Texas State.....	0-1.....	2010.....	2010.....
Toledo.....	1-2.....	1995.....	2013.....
Trevecca.....	1-0.....	2006.....	2006.....
Troy.....	2-4.....	1993.....	2012.....
Tulsa.....	0-1.....	2016.....	2016.....
UAB.....	1-3.....	1996.....	2016.....
UMKC.....	0-6.....	1992.....	2011.....
UNC Asheville.....	1-1.....	1994.....	2013.....
UNC Greensboro.....	1-2.....	1994.....	2006.....
UNC Wilmington.....	1-0.....	2006.....	2006.....
USC Upstate.....	0-1.....	2015.....	2015.....
Valparaiso.....	1-1.....	1999.....	2014.....
Virginia Tech.....	0-1.....	2008.....	2008.....
Wake Forest.....	0-1.....	2004.....	2004.....
West Virginia.....	0-1.....	2005.....	2005.....
Western Carolina.....	1-0.....	2014.....	2014.....
Western Illinois.....	0-3.....	1997.....	2013.....
Western Kentucky.....	1-5.....	1993.....	2015.....
Winston-Salem State.....	1-0.....	2006.....	2006.....
Winthrop.....	1-0.....	1994.....	1994.....
Wofford.....	1-0.....	2006.....	2006.....
Wright State.....	1-0.....	2012.....	2012.....
Youngstown State.....	1-1.....	1995.....	1996.....

BOLD - 2017 Opponents

2017 First-time opponents at the Division-I level:
Penn State, Delaware, Louisiana-Monroe

UT Martin Record by Month

August.....	24-29.....	453
September.....	134-204.....	396
October.....	96-159.....	376
November.....	52-89.....	369
December.....	0-1.....	000
Total.....	306-482.....	392

Best Months in Program History

.....	Most Wins.....	Years
August.....	3.....	2006, 2009,2011, 2014
September.....	11.....	2000
October.....	11.....	2001
November.....	8.....	2002
.....	Winning %.....	Years
August.....	1.000 (3-0).....	2011, 2014
September.....	.900 (9-1).....	2002
October.....	.917 (11-1).....	2001
November.....	1.000 (8-0).....	2002

NOTE: Series records are representative of the 1992 through the 2016 seasons, which have all been played at the Division I level of competition. Prior to 1991, UT Martin competed at the Division II level and as a part of the Association for Intercollegiate Athletics for Women. The 1991 season was spent as a Division II independent. Current records on file from 1969-1990 do not provide individual match results.



Akron (0-1, .000)			
H:0-0	A:0-0	N:0-1	
<u>Date</u>	<u>H/A/N</u>	<u>W/L</u>	<u>Score</u>
Sept. 5, 1997	N	L	0-3

Alabama (0-3, .000)			
H:0-0	A:0-2	N:0-1	
<u>Date</u>	<u>H/A/N</u>	<u>W/L</u>	<u>Score</u>
Sept. 4, 1998	A	L	1-3
Sept. 10, 2010	N	L	0-3
Sept. 14, 2013	A	L	0-3

Alabama A&M (5-2, .714)			
H:3-0	A:2-1	N:0-1	
<u>Date</u>	<u>H/A/N</u>	<u>W/L</u>	<u>Score</u>
Sept. 2, 2005	N	L	1-3
Sept. 6, 2011	A	W	3-1
Sept. 18, 2012	H	W	3-1
Sept. 24, 2013	A	L	1-3
Sept. 2, 2014	H	W	3-0
Sept. 7, 2015	A	W	3-2
Sept. 5, 2016	H	W	3-0

Alabama State (2-0, 1.000)			
H:0-0	A:0-0	N:1-0	
<u>Date</u>	<u>H/A/N</u>	<u>W/L</u>	<u>Score</u>
Sept. 15, 2012	N	W	3-0
Aug. 29, 2014	A	W	3-2

Alcorn State (1-0, 1.000)			
H:0-0	A:0-0	N:1-0	
<u>Date</u>	<u>H/A/N</u>	<u>W/L</u>	<u>Score</u>
Sept. 1, 2006	N	W	3-0

Arkansas (0-3, .000)			
H:0-0	A:0-3	N:0-0	
<u>Date</u>	<u>H/A/N</u>	<u>W/L</u>	<u>Score</u>
Sept. 6, 2002	A	L	0-3
Sept. 13, 2008	A	L	0-3
Aug. 24, 2012	A	L	0-3

Arkansas-Pine Bluff (5-0, 1.000)			
H:0-0	A:0-0	N:5-0	
<u>Date</u>	<u>H/A/N</u>	<u>W/L</u>	<u>Score</u>
Sept. 11, 1998	N	W	3-0
Sept. 3, 2005	N	W	3-0
Aug. 29, 2009	N	W	3-0
Sept. 19, 2015	N	W	3-0
Sept. 3, 2016	N	W	3-0

Arkansas State (4-14, .222)			
H:1-5	A:1-6	N:2-2	
<u>Date</u>	<u>H/A/N</u>	<u>W/L</u>	<u>Score</u>
Sept. 29, 1998	H	L	0-3
Nov. 1, 1999	A	L	1-3
Sept. 2, 2000	A	L	1-3
Sept. 7, 2001	N	W	3-1
Oct. 23, 2001	H	W	3-0
Sept. 19, 2002	A	W	3-1
Aug. 29, 2003	A	L	0-3
Sept. 18, 2003	H	L	0-3
Sept. 27, 2004	A	L	0-3
Oct. 19, 2004	H	L	2-3
Sept. 7, 2005	A	L	2-3
Oct. 11, 2005	H	L	0-3
Sept. 7, 2007	N	W	3-0
Sept. 2, 2008	A	L	0-3
Sept. 8, 2009	H	L	0-3

Sept. 13, 2013	N	L	1-3
Sept. 5, 2014	N	L	0-3
Sept. 9, 2016	A	L	0-3

Auburn (0-1, .000)			
H:0-0	A:0-1	N:0-0	
<u>Date</u>	<u>H/A/N</u>	<u>W/L</u>	<u>Score</u>
Aug. 28, 2010	A	L	0-3

Austin Peay (13-37, .260)			
H:8-15	A:5-19	N:0-3	
<u>Date</u>	<u>H/A/N</u>	<u>W/L</u>	<u>Score</u>
Sept. 19, 1992	N	L	2-3
Oct. 13, 1992	H	L	0-3
Nov. 11, 1992	A	L	1-3
Sept. 11, 1993	N	L	0-3
Oct. 12, 1993	A	L	0-3
Nov. 12, 1993	H	L	2-3
Oct. 11, 1994	H	L	1-3
Nov. 11, 1994	A	L	0-3
Oct. 17, 1995	A	L	0-3
Nov. 9, 1995	H	L	0-3
Oct. 8, 1996	H	L	0-3
Nov. 11, 1996	A	L	0-3
Sept. 16, 1997	H	L	1-3
Oct. 21, 1997	A	L	0-3
Sept. 15, 1998	A	L	0-3
Oct. 13, 1998	H	W	3-2
Oct. 7, 1999	A	L	0-3
Oct. 19, 1999	H	W	3-0
Sept. 21, 2000	H	W	3-1
Oct. 12, 2000	A	W	3-1
Oct. 9, 2001	A	W	3-1
Nov. 9, 2001	H	W	3-0
Oct. 4, 2002	A	W	3-0
Oct. 22, 2002	H	W	3-2
Sept. 6, 2003	N	L	0-3
Oct. 31, 2003	A	L	0-3
Oct. 29, 2004	H	L	2-3
Oct. 1, 2005	H	L	1-3
Sept. 30, 2006	A	W	3-2
Sept. 28, 2007	A	L	1-3
Oct. 27, 2007	H	W	3-1
Aug. 30, 2008	A	L	0-3
Oct. 4, 2008	A	L	0-3
Oct. 31, 2008	H	L	1-3
Oct. 17, 2009	H	L	1-3
Nov. 13, 2009	A	L	0-3
Sept. 18, 2010	A	L	0-3
Oct. 22, 2010	H	L	0-3
Oct. 14, 2011	A	W	3-1
Nov. 5, 2011	H	L	2-3
Oct. 6, 2012	H	L	0-3
Nov. 2, 2012	A	L	0-3
Oct. 12, 2013	A	L	0-3
Nov. 8, 2013	H	L	2-3
Sept. 26, 2014	A	L	2-3
Nov. 8, 2014	H	W	3-0
Sept. 25, 2015	H	W	3-0
Nov. 7, 2015	A	L	1-3
Sept. 24, 2016	A	L	0-3
Oct. 28, 2016	H	L	0-3

Binghamton (1-0, 1.000)			
H:0-0	A:0-0	N:1-0	
<u>Date</u>	<u>H/A/N</u>	<u>W/L</u>	<u>Score</u>
Aug. 26, 2016	N	W	3-1
Bradley (1-0, 1.000)			
H:0-0	A:1-0	N:0-0	
<u>Date</u>	<u>H/A/N</u>	<u>W/L</u>	<u>Score</u>
Aug. 31, 2013	A	W	3-1
Bucknell (0-1, .000)			
H:0-0	A:0-0	N:0-1	
<u>Date</u>	<u>H/A/N</u>	<u>W/L</u>	<u>Score</u>
Sept. 6, 2008	N	L	2-3
Butler (0-1, .000)			
H:0-0	A:0-1	N:0-0	
<u>Date</u>	<u>H/A/N</u>	<u>W/L</u>	<u>Score</u>
Sept. 20, 2013	A	L	0-3
California (0-1, .000)			
H:0-0	A:0-1	N:0-0	
<u>Date</u>	<u>H/A/N</u>	<u>W/L</u>	<u>Score</u>
Aug. 30, 2002	A	L	0-3
Campbell (1-0, 1.000)			
H:0-0	A:0-0	N:1-0	
<u>Date</u>	<u>H/A/N</u>	<u>W/L</u>	<u>Score</u>
Sept. 16, 2006	N	W	3-1
Centenary (2-0, 1.000)			
H:0-0	A:0-0	N:1-0	
<u>Date</u>	<u>H/A/N</u>	<u>W/L</u>	<u>Score</u>
Sept. 8, 2007	N	W	3-1
Aug. 28, 2009	N	W	3-0
Central Arkansas (0-3, .000)			
H:0-0	A:0-1	N:0-2	
<u>Date</u>	<u>H/A/N</u>	<u>W/L</u>	<u>Score</u>
Aug. 24, 2007	N	L	2-3
Sept. 8, 2007	A	L	1-3
Sept. 10, 2016	N	L	0-3
Central Michigan (0-1, .000)			
H:0-0	A:0-0	N:0-1	
<u>Date</u>	<u>H/A/N</u>	<u>W/L</u>	<u>Score</u>
Sept. 2, 2007	N	L	1-3

Belmont (10-10, .500)			
H:5-5	A:4-4	N:1-1	
<u>Date</u>	<u>H/A/N</u>	<u>W/L</u>	<u>Score</u>
Sept. 27, 1997	H	W	3-0
Nov. 18, 1997	A	W	3-1

Sept. 17, 1998	H	W	3-0
Oct. 1, 1998	A	W	3-0
Oct. 5, 1999	A	W	3-0
Nov. 9, 1999	H	L	0-3
Sept. 9, 2000	N	W	3-1
Oct. 30, 2000	H	W	3-0
Oct. 3, 2001	A	W	3-0
Nov. 5, 2002	H	W	3-0
Oct. 28, 2003	A	L	2-3
Nov. 9, 2004	H	L	1-3
Sept. 27, 2005	A	L	0-3
Oct. 16, 2007	H	L	0-3
Sept. 10, 2011	N	L	2-3
Oct. 13, 2012	H	W	3-2
Oct. 19, 2013	A	L	0-3
Oct. 24, 2014	H	L	0-3
Oct. 23, 2015	A	L	1-3
Oct. 15, 2016	H	L	1-3

Binghamton (1-0, 1.000)			
H:0-0	A:0-0	N:1-0	
<u>Date</u>	<u>H/A/N</u>	<u>W/L</u>	<u>Score</u>
Aug. 26, 2016	N	W	3-1

Bradley (1-0, 1.000)			
H:0-0	A:1-0	N:0-0	
<u>Date</u>	<u>H/A/N</u>	<u>W/L</u>	<u>Score</u>
Aug. 31, 2013	A	W	3-1

Bucknell (0-1, .000)			
H:0-0	A:0-0	N:0-1	
<u>Date</u>	<u>H/A/N</u>	<u>W/L</u>	<u>Score</u>
Sept. 6, 2008	N	L	2-3

Butler (0-1, .000)			
H:0-0	A:0-1	N:0-0	
<u>Date</u>	<u>H/A/N</u>	<u>W/L</u>	<u>Score</u>
Sept. 20, 2013	A	L	0-3

California (0-1, .000)			
H:0-0	A:0-1	N:0-0	
<u>Date</u>	<u>H/A/N</u>	<u>W/L</u>	<u>Score</u>
Aug. 30, 2002	A	L	0-3

Campbell (1-0, 1.000)			
H:0-0	A:0-0	N:1-0	
<u>Date</u>	<u>H/A/N</u>	<u>W/L</u>	<u>Score</u>
Sept. 16, 2006	N	W	3-1

Centenary (2-0, 1.000)			
H:0-0	A:0-0	N:1-0	
<u>Date</u>	<u>H/A/N</u>	<u>W/L</u>	<u>Score</u>
Sept. 8, 2007	N	W	3-1
Aug. 28, 2009	N	W	3-0

Central Arkansas (0-3, .000)			
H:0-0	A:0-1	N:0-2	
<u>Date</u>	<u>H/A/N</u>	<u>W/L</u>	<u>Score</u>
Aug. 24, 2007	N	L	2-3
Sept. 8, 2007	A	L	1-3
Sept. 10, 2016	N	L	0-3

Central Michigan (0-1, .000)			
H:0-0	A:0-0	N:0-1	
<u>Date</u>	<u>H/A/N</u>	<u>W/L</u>	<u>Score</u>
Sept. 2, 2007	N	L	1-3

Charlotte (1-0, 1.000)			
H:0-0	A:0-0	N:1-0	
<u>Date</u>	<u>H/A/N</u>	<u>W/L</u>	<u>Score</u>
Sept. 6, 2013	N	W	3-0

Chattanooga (7-0, 1.000)			
H:1-0	A:4-0	N:2-0	
<u>Date</u>	<u>H/A/N</u>	<u>W/L</u>	<u>Score</u>
Sept. 4, 1993	N	W	3-0
Sept. 20, 1994	H	W	3-0
Nov. 5, 1994	A	W	3-2
Aug. 31, 1996	A	W	3-1
Sept. 2, 2000	N	W	3-2
Sept. 7, 2013	A	W	3-2
Sept. 20, 2014	A	W	3-0

Christian Brothers (5-0, 1.000)			
H:3-0	A:2-0	N:0-0	
<u>Date</u>	<u>H/A/N</u>	<u>W/L</u>	<u>Score</u>
Sept. 5, 1995	A	W	3-0
Nov. 6, 1995	H	W	3-0
Sept. 2, 1997	H	W	3-0
Sept. 27, 1997	H	W	3-1
Oct. 23, 1997	A	W	3-0

Citadel			(2-0, 1.000)
H:0-0	A:0-0	N:2-0	
Date	H/A/N	W/L	Score
Sept. 3, 2010	N	W	3-0
Aug. 28, 2015	N	W	3-1



East Tennessee State (1-2, .333)			
H:0-0	A:0-1	N:1-1	
Date	H/A/N	W/L	Score
Sept. 19, 1992	A	L	0-3
Aug. 30, 1996	N	L	0-3
Sept. 5, 1998	N	W	3-0

Eastern Illinois (16-28, .364)			
H:8-14	A:7-14	N:1-0	OVCT:1-0
Date	H/A/N	W/L	Score
Sept. 20, 1996	H	L	1-3
Oct. 26, 1996	A	L	0-3
Oct. 3, 1997	H	L	0-3
Nov. 8, 1997	A	L	0-3
Oct. 10, 1998	H	L	0-3
Nov. 13, 1998	A	L	0-3
Sept. 17, 1999	A	L	0-3
Oct. 15, 1999	H	L	0-3
Sept. 15, 2000	A	L	0-3
Oct. 21, 2000	H	W	3-2
Nov. 17, 2000*	N	W	3-1
Sept. 28, 2001	H	L	2-3
Oct. 20, 2001	A	W	3-0
Nov. 17, 2001*	H	L	2-3
Sept. 28, 2002	H	W	3-1
Oct. 18, 2002	A	W	3-1
Oct. 25, 2003	A	L	1-3
Nov. 14, 2003	H	L	2-3
Oct. 23, 2004	H	L	0-3
Nov. 12, 2004	A	L	0-3
Sept. 24, 2005	H	L	0-3
Oct. 14, 2005	A	L	0-3
Sept. 23, 2006	A	W	3-1
Oct. 13, 2006	H	W	3-1
Sept. 21, 2007	A	W	3-2
Oct. 2, 2007	H	W	3-2
Oct. 17, 2008	H	W	3-0
Oct. 28, 2008	A	W	3-1
Oct. 6, 2009	H	W	3-0
Oct. 30, 2009	A	L	1-3
Oct. 15, 2010	H	L	1-3
Oct. 26, 2010	A	L	0-3
Oct. 7, 2011	H	W	3-0
Nov. 12, 2011	A	L	1-3
Sept. 22, 2012	A	W	3-1
Oct. 26, 2012	H	W	3-1
Sept. 28, 2013	H	L	0-3
Nov. 1, 2013	A	L	0-3
Oct. 17, 2014	H	L	1-3
Nov. 1, 2014	A	L	0-3
Oct. 16, 2015	A	L	1-3
Oct. 31, 2015	H	L	2-3
Oct. 1, 2016	H	L	1-3
Nov. 4, 2016	A	W	3-2

Eastern Kentucky (20-25, .444)			
H:13-9	A:7-16	N:0-0	
Date	H/A/N	W/L	Score
Oct. 3, 1992	A	L	1-3
Oct. 31, 1992	H	L	0-3
Oct. 1, 1993	H	L	1-3
Nov. 1, 1993	A	L	1-3
Sept. 30, 1994	A	L	1-3
Oct. 19, 1994	H	L	2-3
Oct. 6, 1995	H	L	2-3
Nov. 4, 1995	A	L	1-3
Sept. 27, 1996	A	W	3-2
Nov. 2, 1996	H	L	1-3

Sept. 20, 1997	A	L	1-3
Oct. 17, 1997	H	W	3-2
Sept. 25, 1998	A	W	3-1
Oct. 24, 1998	H	W	3-0
Sept. 25, 1999	A	W	3-0
Nov. 5, 1999	H	W	3-0
Sept. 29, 2000	A	W	3-1
Nov. 11, 2000	H	W	3-2
Sept. 15, 2001	H	W	3-1
Nov. 2, 2001	A	W	3-0
Sept. 14, 2002	A	W	3-0
Nov. 1, 2002	H	W	3-0
Sept. 26, 2003	A	L	0-3
Oct. 18, 2003	H	L	2-3
Sept. 24, 2004	H	L	0-3
Oct. 16, 2004	A	L	0-3
Oct. 7, 2005	A	L	0-3
Oct. 29, 2005	H	L	2-3
Oct. 6, 2006	H	W	3-2
Oct. 28, 2006	A	L	0-3
Oct. 12, 2007	H	W	3-1
Nov. 3, 2007	A	L	0-3
Sept. 27, 2008	H	W	3-2
Nov. 7, 2008	A	W	3-0
Sept. 18, 2009	H	W	3-2
Oct. 10, 2009	A	L	0-3
Oct. 8, 2010	A	L	2-3
Nov. 13, 2010	H	W	3-0
Sept. 23, 2011	A	L	1-3
Oct. 22, 2011	H	W	3-0
Oct. 19, 2012	A	L	0-3
Oct. 25, 2013	H	L	1-3
Oct. 11, 2014	A	L	0-3
Oct. 10, 2015	H	W	3-1
Oct. 22, 2016	A	L	1-3

Eastern Michigan (0-1, .000)			
H:0-0	A:0-0	N:0-1	
Date	H/A/N	W/L	Score
Sept. 12, 2015	N	L	2-3

Elon (1-0, 1.000)			
H:0-0	A:0-0	N:1-0	
Date	H/A/N	W/L	Score
Sept. 16, 2006	N	W	3-0

Evansville (6-8, .429)			
H:5-1	A:1-6	N:0-1	
Date	H/A/N	W/L	Score
Sept. 8, 1992	H	W	3-1
Nov. 10, 1992	A	L	1-3
Sept. 1, 1993	H	W	3-2
Sept. 14, 1993	A	L	1-3
Sept. 1, 1995	A	L	2-3
Oct. 12, 1996	A	L	0-3
Oct. 2, 2001	H	W	3-0
Nov. 7, 2002	A	W	3-2
Sept. 23, 2003	H	W	3-2
Sept. 6, 2008	N	L	0-3
Sept. 14, 2009	A	L	0-3
Sept. 7, 2010	H	L	0-3
Oct. 2, 2012	A	L	0-3
Sept. 3, 2013	H	W	3-2

Freed-Hardeman (3-0, 1.000)			
H:2-0	A:1-0	N:0-0	
Date	H/A/N	W/L	Score
Sept. 5, 1996	H	W	3-0

Nov. 5, 1996	A	W	3-0
Nov. 6, 1997	H	W	3-1
Furman (0-1, .000)			
H:0-0	A:0-1	N:0-0	
Date	H/A/N	W/L	Score
Sept. 16, 1994	A	L	0-3

Gardner-Webb (1-0, 1.000)			
H:0-0	A:0-0	N:1-0	
Date	H/A/N	W/L	Score
Sept. 4, 2004	N	W	3-0

Georgia Southern (0-1, .000)			
H:0-0	A:0-0	N:0-1	
Date	H/A/N	W/L	Score
Aug. 27, 2010	N	L	0-3

Georgia State (1-2, .333)			
H:0-0	A:0-0	N:1-2	
Date	H/A/N	W/L	Score
Oct. 9, 1993	N	W	3-1
Sept. 2, 1995	N	L	1-3
Sept. 4, 1998	N	L	1-3

Georgia Tech (0-1, .000)			
H:0-0	A:0-1	N:0-0	
Date	H/A/N	W/L	Score
Aug. 29, 2015	A	L	0-3

Green Bay (2-1, .667)			
H:0-0	A:0-0	N:2-1	
Date	H/A/N	W/L	Score
Sept. 12, 1992	N	W	3-1
Sept. 9, 2006	N	W	3-2
Sept. 21, 2013	N	L	0-3

Harding (1-0, 1.000)			
H:0-0	A:1-0	N:0-0	
Date	H/A/N	W/L	Score
Nov. 5, 1996	A	W	3-2

Howard (1-0, 1.000)			
H:0-0	A:0-0	N:1-0	
Date	H/A/N	W/L	Score
Sept. 6, 1997	N	W	3-1

Idaho (0-1, .000)			
H:0-0	A:0-0	N:0-1	
Date	H/A/N	W/L	Score
Aug. 26, 2005	N	L	0-3

Illinois-Chicago (1-0, 1.000)			
H:0-0	A:0-0	N:1-0	
Date	H/A/N	W/L	Score
Sept. 5, 2009	N	W	3-1

Illinois State (0-1, .000)			
H:0-1	A:0-0	N:0-0	
Date	H/A/N	W/L	Score
Sept. 3, 2011	H	L	0-3

Indiana (1-0, 1.000)			
H:0-0	A:1-0	N:0-0	
Date	H/A/N	W/L	Score
Sept. 4, 2009	A	W	3-2

Indiana State (0-3, .000)			
H:0-0	A:0-2	N:0-1	
Date	H/A/N	W/L	Score
Sept. 1, 1995	N	L	2-3
Sept. 1, 2001	A	L	2-3
Sept. 11, 2015	A	L	0-3

IPFW (1-1, .500)			
H:0-0	A:0-0	N:1-1	
Date	H/A/N	W/L	Score
Aug. 31, 2001	N	W	3-0
Sept. 12, 2015	N	L	1-3

IUPUI (1-2, .333)			
H:0-0	A:1-1	N:0-1	
Date	H/A/N	W/L	Score
Sept. 10, 2005	N	L	1-3
Sept. 9, 2006	A	W	3-0
Sept. 1, 2007	A	L	0-3

Jackson State (4-0, 1.000)			
H:0-0	A:0-0	N:4-0	
Date	H/A/N	W/L	Score
Sept. 12, 1998	N	W	3-0
Sept. 1, 2000	N	W	3-0
Aug. 25, 2007	N	W	3-0
Sept. 14, 2012	N	W	3-1

Jacksonville State (5-16, .238)			
H:2-8	A:2-8	N:1-0	OVCT:1-0
Date	H/A/N	W/L	Score
Sept. 11, 1999	A	L	0-3
Oct. 3, 2003	H	L	1-3
Oct. 1, 2004	A	L	1-3
Nov. 4, 2005	A	L	0-3
Nov. 3, 2006	H	L	0-3
Sept. 14, 2007	H	L	0-3
Oct. 20, 2007	A	L	0-3
Oct. 10, 2008	A	W	3-0
Nov. 15, 2008	H	L	2-3
Sept. 26, 2009	A	L	2-3
Oct. 23, 2009	H	L	1-3
Oct. 2, 2010	H	L	0-3
Nov. 5, 2010	A	L	0-3
Sept. 17, 2011	A	W	3-1
Oct. 10, 2011	H	W	3-2
Nov. 17, 2011*	N	W	3-2
Nov. 10, 2012	H	L	2-3
Nov. 16, 2013	A	L	0-3
Oct. 4, 2014	H	L	2-3
Oct. 4, 2015	A	L	0-3
Nov. 11, 2016	H	W	3-0

James Madison (1-1, .500)			
H:0-0	A:0-1	N:1-0	
Date	H/A/N	W/L	Score
Sept. 6, 1997	A	L	0-3
Sept. 12, 2003	N	W	3-2

Kansas (0-1, .000)			
H:0-0	A:0-0	N:0-1	
Date	H/A/N	W/L	Score
Aug. 25, 2012	N	L	0-3

Kentucky (0-1, .000)			
H:0-0	A:0-0	N:0-1	
Date	H/A/N	W/L	Score
Sept. 5, 2009	N	L	0-3



Kentucky Wesleyan (1-0, 1.000)			
H:0-0	A:1-0	N:0-0	
Date	H/A/N	W/L	Score
Oct. 20, 1992	A	W	3-0

Lamar (0-1, .000)			
H:0-0	A:0-0	N:0-1	
Date	H/A/N	W/L	Score
Sept. 12, 2008	N	L	1-3

Lee (0-1, .000)			
H:0-1	A:0-0	N:0-0	
Date	H/A/N	W/L	Score
Nov. 11, 1996	H	L	1-3

Liberty (1-0, 1.000)			
H:0-0	A:0-0	N:1-0	
Date	H/A/N	W/L	Score
Sept. 17, 1994	N	W	3-0

Lipscomb (3-6, .333)			
H:2-2	A:1-3	N:0-1	
Date	H/A/N	W/L	Score
Sept. 25, 2000	H	W	3-0
Sept. 18, 2001	H	W	3-0
Oct. 3, 2001	A	W	3-0
Sept. 3, 2004	N	L	1-3
Sept. 21, 2004	A	L	2-3
Sept. 13, 2005	H	L	1-3
Oct. 24, 2006	A	L	2-3
Oct. 25, 2007	H	L	1-3
Oct. 10, 2008	A	L	2-3

Little Rock (0-6, .000)			
H:0-0	A:0-2	N:0-4	
Date	H/A/N	W/L	Score
Nov. 5, 1993	A	L	0-3
Aug. 30, 2003	N	L	2-3
Sept. 2, 2005	N	L	0-3
Sept. 16, 2005	N	L	0-3
Sept. 7, 2012	N	L	1-3
Sept. 3, 2016	A	L	0-3

Louisiana-Lafayette (2-2, .500)			
H:0-0	A:1-0	N:1-2	
Date	H/A/N	W/L	Score
Sept. 8, 2000	N	L	1-3
Sept. 17, 2005	N	W	3-1
Aug. 25, 2007	A	W	3-2
Sept. 16, 2016	N	L	1-3

Louisiana Tech (1-0, 1.000)			
H:0-0	A:1-0	N:0-0	
Date	H/A/N	W/L	Score
Aug. 28, 2009	A	W	3-1

Loyola (0-2, .000)			
H:0-0	A:0-1	N:0-1	
Date	H/A/N	W/L	Score
Sept. 9, 1994	N	L	0-3
Sept. 5, 2008	A	L	0-3

Marshall (0-2, .000)			
H:0-0	A:0-0	N:0-2	
Date	H/A/N	W/L	Score
Sept. 9, 1995	N	L	0-3
Sept. 9, 1995	N	L	1-3

Maryland-Eastern Shore (1-0, 1.000)			
H:0-0	A:0-0	N:1-0	
Date	H/A/N	W/L	Score
Aug. 30, 2013	N	W	3-0

McNeese State (0-2, .000)			
H:0-0	A:0-0	N:0-2	
Date	H/A/N	W/L	Score
Sept. 9, 2005	N	L	1-3
Sept. 1, 2015	N	L	2-3

Memphis (1-14, .067)			
H:0-3	A:0-8	N:1-2	
Date	H/A/N	W/L	Score
Sept. 4, 1993	A	L	0-3
Sept. 21, 1993	A	L	0-3
Oct. 12, 1994	H	L	0-3
Sept. 13, 1997	N	W	3-1
Sept. 11, 1998	A	L	0-3
Sept. 14, 1999	A	L	0-3
Oct. 30, 2001	H	L	0-3
Oct. 1, 2002	A	L	2-3
Aug. 30, 2003	N	L	2-3
Sept. 9, 2003	H	L	2-3
Sept. 3, 2005	A	L	0-3
Sept. 1, 2006	N	L	1-3
Oct. 13, 2009	A	L	2-3
Sept. 6, 2014	A	L	0-3
Sept. 17, 2016	N	L	0-3

Mercer (2-2, .500)			
H:0-0	A:1-1	N:1-1	
Date	H/A/N	W/L	Score
Oct. 6, 1992	N	W	3-0
Oct. 8, 1993	A	W	3-1
Sept. 10, 1994	N	L	0-3
Sept. 3, 2010	A	L	1-3

Middle Tennessee (8-9, .471)			
H:6-2	A:2-7	N:0-0	
Date	H/A/N	W/L	Score
Sept. 26, 1992	H	W	3-0
Oct. 24, 1992	A	L	1-3
Sept. 24, 1993	A	W	3-2
Oct. 22, 1993	H	W	3-1
Sept. 24, 1994	H	W	3-1
Oct. 22, 1994	A	L	0-3
Sept. 29, 1995	A	L	0-3
Oct. 28, 1995	H	L	0-3
Oct. 4, 1996	A	L	1-3
Nov. 9, 1996	H	W	3-1
Oct. 11, 1997	A	L	2-3
Oct. 31, 1997	H	W	3-1
Oct. 16, 1998	A	W	3-0
Nov. 7, 1998	H	W	3-0
Oct. 1, 1999	H	L	2-3
Oct. 29, 1999	A	L	0-3
Sept. 10, 2005	A	L	0-3

Mississippi State (1-4, .200)			
H:0-0	A:1-3	N:0-1	
Date	H/A/N	W/L	Score
Sept. 8, 1995	A	L	0-3
Sept. 5, 2003	A	L	1-3
Sept. 17, 2005	A	L	0-3
Aug. 27, 2011	A	W	3-1
Sept. 2, 2016	N	L	0-3

Mississippi Valley State (1-0, 1.000)			
H:0-0	A:0-0	N:1-0	
Date	H/A/N	W/L	Score
Sept. 7, 2007	N	W	3-0

Missouri State (0-1, .000)			
H:0-0	A:0-1	N:0-0	
Date	H/A/N	W/L	Score
Sept. 3, 1999	A	L	0-3

Montana State (1-0, 1.000)			
H:0-0	A:0-0	N:1-0	
Date	H/A/N	W/L	Score
Sept. 10, 2011	N	W	3-0

Morehead State (11-37, .229)			
H:5-17	A:6-19	N:0-1	OVCT:0-3
Date	H/A/N	W/L	Score
Oct. 2, 1992	A	L	1-3
Oct. 30, 1992	H	L	2-3
Oct. 2, 1993	H	L	2-3
Oct. 29, 1993	A	L	0-3
Nov. 19, 1993*	N	L	1-3
Sept. 30, 1994	A	L	1-3
Oct. 28, 1994	H	L	2-3
Oct. 7, 1995	H	L	1-3
Nov. 3, 1995	A	L	0-3
Sept. 28, 1996	A	L	0-3
Nov. 1, 1996	H	L	0-3
Sept. 19, 1997	A	L	1-3
Oct. 18, 1997	H	L	1-3
Sept. 26, 1998	A	L	2-3
Oct. 23, 1998	H	W	3-0
Sept. 24, 1999	A	L	0-3
Nov. 6, 1999	H	W	3-0
Sept. 30, 2000	A	W	3-1
Nov. 10, 2000	H	W	3-0
Sept. 14, 2001	H	L	1-3
Nov. 3, 2001	A	W	3-0
Sept. 13, 2002	A	W	3-1
Nov. 2, 2002	H	W	3-0
Sept. 27, 2003	A	L	0-3
Oct. 17, 2003	H	L	0-3
Sept. 25, 2004	H	L	2-3
Oct. 15, 2004	A	W	3-1
Oct. 8, 2005	A	L	1-3
Oct. 28, 2005	H	W	3-0
Oct. 7, 2006	H	L	0-3
Oct. 27, 2006	A	L	1-3
Oct. 13, 2007	H	L	0-3
Nov. 2, 2007	A	L	0-3
Sept. 26, 2008	H	L	1-3
Nov. 8, 2008	A	L	0-3
Sept. 19, 2009	H	L	2-3
Oct. 9, 2009	A	L	0-3
Oct. 9, 2010	A	L	0-3
Nov. 12, 2010	H	L	0-3
Sept. 24, 2011	A	L	0-3
Oct. 21, 2011	H	L	1-3
Nov. 19, 2011*	A	L	0-3
Oct. 20, 2012	A	L	0-3
Nov. 15, 2012*	A	L	0-3
Oct. 26, 2013	H	L	0-3
Oct. 10, 2014	A	W	3-0
Oct. 9, 2015	H	L	0-3
Oct. 21, 2016	A	W	3-0

Murray State (15-39, .278)			
H:10-16	A:4-21	N:1-2	OVCT:1-2
Date	H/A/N	W/L	Score
Oct. 9, 1992	A	L	2-3
Nov. 5, 1992	H	L	1-3
Oct. 6, 1993	H	W	3-2
Nov. 4, 1993	A	L	1-3
Oct. 5, 1994	A	L	0-3
Nov. 1, 1994	H	L	0-3
Nov. 18, 1994*	N	L	0-3
Sept. 16, 1995	N	W	3-2
Oct. 4, 1995	H	L	0-3
Oct. 31, 1995	A	L	0-3
Sept. 17, 1996	H	L	0-3
Oct. 22, 1996	A	L	2-3
Oct. 14, 1997	H	L	0-3
Oct. 28, 1997	A	L	0-3
Oct. 6, 1998	A	L	0-3
Oct. 27, 1998	H	L	0-3
Oct. 22, 1999	A	L	0-3
Nov. 12, 1999	H	L	0-3
Sept. 12, 2000	H	W	3-0
Oct. 26, 2000	A	W	3-0
Sept. 20, 2001	A	W	3-2
Oct. 12, 2001	H	W	3-2
Sept. 24, 2002	A	W	3-0
Oct. 25, 2002	H	W	3-2
Nov. 22, 2002*	H	W	3-2
Sept. 16, 2003	A	W	3-1
Nov. 4, 2003	H	L	0-3
Oct. 12, 2004	H	W	3-1
Nov. 2, 2004	A	L	0-3
Oct. 20, 2005	A	L	0-3
Nov. 10, 2005	H	W	3-1
Oct. 17, 2006	H	L	1-3
Nov. 7, 2006	A	L	2-3
Sept. 18, 2007	H	L	0-3
Oct. 23, 2007	A	L	2-3
Sept. 16, 2008	H	W	3-1
Oct. 21, 2008	A	L	0-3
Nov. 20, 2008*	N	L	0-3
Oct. 1, 2009	A	L	0-3
Nov. 5, 2009	H	L	0-3
Sept. 22, 2010	H	L	1-3
Nov. 2, 2010	A	L	1-3
Oct. 1, 2011	H	W	3-1
Oct. 28, 2011	A	L	2-3
Oct. 5, 2012	H	W	3-1
Nov. 3, 2012	A	L	1-3
Oct. 11, 2013	A	L	1-3
Nov. 9, 2013	H	L	2-3
Sept. 27, 2014	A	L	1-3
Nov. 7, 2014	H	L	0-3
Sept. 26, 2015	H	L	0-3
Nov. 6, 2015	A	L	1-3
Sept. 23, 2016	A	L	0-3
Oct. 29, 2016	H	L	0-3

Nebraska (0-1, .000)			
H:0-0	A:0-1	N:0-0	
Date	H/A/N	W/L	Score
Dec. 6, 2002	A	L	0-3

Nicholls (2-2, .500)			
H:0-0	A:0-0	N:2-2	
Date	H/A/N	W/L	Score
Sept. 11, 1999	N	W	3-1
Sept. 1, 2000	N	W	3-0



Sept. 8, 2012	N	L	0-3
Sept. 14, 2013	N	L	2-3
North Carolina A&T (2-0, 1,000)			
H:0-0	A:1-0	N:1-0	
<u>Date</u>	<u>H/A/N</u>	<u>W/L</u>	<u>Score</u>
Sept. 2, 1994	A	W	3-1
Sept. 2, 2007	N	W	3-0
North Dakota (0-1, .000)			
H:0-0	A:0-0	N:0-1	
<u>Date</u>	<u>H/A/N</u>	<u>W/L</u>	<u>Score</u>
Sept. 18, 2015	N	L	0-3
North Texas (1-2, .333)			
H:0-0	A:0-0	N:1-2	
<u>Date</u>	<u>H/A/N</u>	<u>W/L</u>	<u>Score</u>
Sept. 7, 2002	N	W	3-0
Sept. 11, 2010	N	L	0-3
Sept. 14, 2012	N	L	1-3
Northeastern Illinois (1-1, .500)			
H:0-0	A:0-0	N:1-1	
<u>Date</u>	<u>H/A/N</u>	<u>W/L</u>	<u>Score</u>
Sept. 15, 1995	N	W	3-0
Oct. 11, 1996	N	L	1-3
Northern Arizona (1-1, .500)			
H:0-1	A:0-0	N:1-0	
<u>Date</u>	<u>H/A/N</u>	<u>W/L</u>	<u>Score</u>
Aug. 31, 2002	N	W	3-0
Sept. 5, 2016	H	L	1-3
Northwestern State (1-2, .333)			
H:0-0	A:0-0	N:1-2	
<u>Date</u>	<u>H/A/N</u>	<u>W/L</u>	<u>Score</u>
Aug. 29, 2003	N	L	1-3
Aug. 29, 2008	N	W	3-2
Aug. 25, 2012	N	L	1-3
Ohio (0-1, .000)			
H:0-0	A:0-1	N:0-0	
<u>Date</u>	<u>H/A/N</u>	<u>W/L</u>	<u>Score</u>
Aug. 26, 2005	A	L	0-3
Oklahoma (0-1, .000)			
H:0-0	A:0-0	N:0-1	
<u>Date</u>	<u>H/A/N</u>	<u>W/L</u>	<u>Score</u>
Sept. 2, 2016	N	L	1-3
Ole Miss (3-3, .500)			
H:1-0	A:2-2	N:0-1	
<u>Date</u>	<u>H/A/N</u>	<u>W/L</u>	<u>Score</u>
Sept. 7, 1995	A	L	0-3
Sept. 1, 1998	H	W	3-0
Sept. 1, 1999	A	L	1-3
Sept. 8, 2001	A	W	3-2
Sept. 6, 2014	N	L	1-3
Sept. 1, 2015	A	W	3-2
Oral Roberts (1-0, 1,000)			
H:1-0	A:0-0	N:0-0	
<u>Date</u>	<u>H/A/N</u>	<u>W/L</u>	<u>Score</u>
Oct. 18, 1993	H	W	3-2
Presbyterian (1-0, 1,000)			
H:0-0	A:0-0	N:1-0	
<u>Date</u>	<u>H/A/N</u>	<u>W/L</u>	<u>Score</u>
Sept. 4, 2010	N	W	3-0

Purdue (0-1, .000)			
H:0-0	A:0-0	N:0-1	
<u>Date</u>	<u>H/A/N</u>	<u>W/L</u>	<u>Score</u>
Sept. 10, 1994	N	L	0-3
Radford (0-1, .000)			
H:0-0	A:0-0	N:0-1	
<u>Date</u>	<u>H/A/N</u>	<u>W/L</u>	<u>Score</u>
Sept. 18, 1992	N	L	2-3
Rhodes (1-0, 1,000)			
H:0-0	A:1-0	N:0-0	
<u>Date</u>	<u>H/A/N</u>	<u>W/L</u>	<u>Score</u>
Oct. 23, 1997	A	W	3-0
Saint Francis (NY) (1-0, 1,000)			
H:0-0	A:0-0	N:1-0	
<u>Date</u>	<u>H/A/N</u>	<u>W/L</u>	<u>Score</u>
Sept. 1, 2001	N	W	3-0
St. John's (1-0, 1,000)			
H:0-0	A:0-0	N:1-0	
<u>Date</u>	<u>H/A/N</u>	<u>W/L</u>	<u>Score</u>
Sept. 8, 1995	N	W	3-2
Saint Louis (1-5, .167)			
H:0-1	A:0-3	N:1-1	
<u>Date</u>	<u>H/A/N</u>	<u>W/L</u>	<u>Score</u>
Sept. 12, 1992	A	L	1-3
Sept. 19, 1995	H	L	1-3
Sept. 3, 1996	N	L	2-3
Sept. 4, 1999	N	W	3-0
Sept. 30, 2003	A	L	0-3
Sept. 19, 2015	A	L	0-3
Sam Houston State (0-1, .000)			
H:0-0	A:0-0	N:0-1	
<u>Date</u>	<u>H/A/N</u>	<u>W/L</u>	<u>Score</u>
Sept. 5, 2008	N	L	1-3
Samford (8-4, .667)			
H:2-1	A:3-3	N:3-0	
<u>Date</u>	<u>H/A/N</u>	<u>W/L</u>	<u>Score</u>
Oct. 6, 1992	A	L	2-3
Sept. 10, 1993	A	W	3-1
Sept. 10, 1994	N	W	3-1
Nov. 6, 1994	N	W	3-0
Sept. 9, 2000	A	W	3-1
Sept. 8, 2001	N	W	3-0
Oct. 4, 2003	H	W	3-0
Oct. 2, 2004	A	W	3-1
Nov. 5, 2005	A	L	2-3
Nov. 4, 2006	H	W	3-0
Sept. 15, 2007	H	L	2-3
Oct. 19, 2007	A	L	0-3
San Jose State (0-1, .000)			
H:0-0	A:0-0	N:0-1	
<u>Date</u>	<u>H/A/N</u>	<u>W/L</u>	<u>Score</u>
Aug. 30, 2002	N	L	1-3
Sewanee (1-0, 1,000)			
H:1-0	A:0-0	N:0-0	
<u>Date</u>	<u>H/A/N</u>	<u>W/L</u>	<u>Score</u>
Sept. 6, 2006	H	W	3-0

Siena (0-1, .000)			
H:0-0	A:0-0	N:0-1	
<u>Date</u>	<u>H/A/N</u>	<u>W/L</u>	<u>Score</u>
Aug. 29, 2015	N	L	1-3
SIUE (8-8, .500)			
H:6-2	A:2-5	N:0-1	
<u>Date</u>	<u>H/A/N</u>	<u>W/L</u>	<u>Score</u>
Aug. 30, 2008	N	L	1-3
Oct. 24, 2008	A	L	0-3
Nov. 6, 2009	H	W	3-2
Sept. 24, 2010	H	L	1-3
Oct. 8, 2011	H	W	3-1
Nov. 11, 2011	A	W	3-1
Sept. 21, 2012	A	L	0-3
Oct. 27, 2012	H	W	3-2
Sept. 27, 2013	H	W	3-1
Nov. 2, 2013	A	W	3-1
Oct. 18, 2014	H	W	3-0
Oct. 31, 2014	A	L	2-3
Oct. 17, 2015	A	L	2-3
Oct. 30, 2015	H	W	3-1
Sept. 30, 2016	H	L	1-3
Nov. 5, 2016	A	L	1-3
South Alabama (0-2, .000)			
H:0-0	A:0-0	N:0-2	
<u>Date</u>	<u>H/A/N</u>	<u>W/L</u>	<u>Score</u>
Aug. 29, 2009	N	L	1-3
Sept. 13, 2013	N	L	1-3
South Carolina (0-1, .000)			
H:0-0	A:0-0	N:0-1	
<u>Date</u>	<u>H/A/N</u>	<u>W/L</u>	<u>Score</u>
Aug. 27, 2016	N	L	0-3
South Carolina State (4-0, 1,000)			
H:0-0	A:0-0	N:4-0	
<u>Date</u>	<u>H/A/N</u>	<u>W/L</u>	<u>Score</u>
Oct. 8, 1993	N	W	3-0
Aug. 26, 2006	N	W	3-0
Aug. 29, 2014	N	W	3-0
Sept. 19, 2014	N	W	3-1
Southeast Missouri (19-37, .339)			
H:15-11	A:4-23	N:0-3	OVCT:2-4
<u>Date</u>	<u>H/A/N</u>	<u>W/L</u>	<u>Score</u>
Sept. 29, 1992	H	L	2-3
Oct. 27, 1992	A	L	1-3
Nov. 20, 1992*	N	L	0-3
Sept. 28, 1993	A	L	0-3
Oct. 27, 1993	H	L	0-3
Sept. 27, 1994	H	L	1-3
Oct. 25, 1994	A	L	0-3
Sept. 26, 1995	A	L	2-3
Oct. 24, 1995	H	L	0-3
Nov. 17, 1995*	N	L	0-3
Sept. 24, 1996	H	L	2-3
Nov. 12, 1996	A	L	0-3
Nov. 22, 1996*	N	L	0-3
Sept. 23, 1997	H	L	0-3
Nov. 11, 1997	A	L	0-3
Oct. 9, 1998	H	L	0-3
Nov. 14, 1998	A	L	0-3
Sept. 28, 1999	A	W	3-1
Oct. 16, 1999	H	W	3-2
Sept. 16, 2000	A	L	0-3
Oct. 20, 2000	H	L	0-3
Nov. 18, 2000*	A	L	0-3

Sept. 29, 2001	H	W	3-0
Oct. 19, 2001	A	W	3-1
Nov. 16, 2001*	H	W	3-0
Sept. 27, 2002	H	W	3-1
Oct. 19, 2002	A	L	0-3
Nov. 23, 2002*	H	W	3-0
Oct. 24, 2003	A	L	0-3
Nov. 15, 2003	H	W	3-1
Oct. 22, 2004	H	W	3-0
Nov. 13, 2004	A	L	1-3
Sept. 23, 2005	A	L	0-3
Oct. 15, 2005	A	L	0-3
Sept. 22, 2006	A	L	0-3
Oct. 14, 2006	H	W	3-1
Sept. 22, 2007	A	L	0-3
Nov. 7, 2007	H	L	2-3
Sept. 23, 2008	A	L	0-3
Oct. 18, 2008	H	W	3-2
Sept. 22, 2009	H	L	0-3
Oct. 31, 2009	A	L	0-3
Sept. 28, 2010	A	W	3-1
Oct. 14, 2010	H	W	3-2
Sept. 30, 2011	H	W	3-1
Oct. 29, 2011	A	L	1-3
Sept. 25, 2012	A	L	1-3
Nov. 6, 2012	H	L	1-3
Oct. 1, 2013	H	W	3-2
Nov. 12, 2013	A	L	0-3
Sept. 30, 2014	H	W	3-2
Nov. 11, 2014	A	L	0-3
Sept. 29, 2015	A	W	3-0
Nov. 10, 2015	H	W	3-0
Oct. 4, 2016	H	W	3-2
Nov. 8, 2016	A	L	0-3
Southeastern Louisiana (1-0, 1,000)			
H:0-0	A:0-0	N:1-0	
<u>Date</u>	<u>H/A/N</u>	<u>W/L</u>	<u>Score</u>
Aug. 26, 2011	N	W	3-0
Southern (1-0, 1,000)			
H:0-0	A:0-0	N:1-0	
<u>Date</u>	<u>H/A/N</u>	<u>W/L</u>	<u>Score</u>
Aug. 30, 2014	N	W	3-0
Southern Illinois (3-7, .300)			
H:2-1	A:0-4	N:1-2	
<u>Date</u>	<u>H/A/N</u>	<u>W/L</u>	<u>Score</u>
Oct. 12, 1996	N	L	0-3
Sept. 25, 2001	A	L	2-3
Sept. 17, 2002	H	W	3-1
Oct. 7, 2003	A	L	1-3
Oct. 5, 2004	H	W	3-1
Sept. 14, 2010	A	L	0-3
Aug. 27, 2011	N	W	3-2
Sept. 8, 2012	A	L	0-3
Sept. 16, 2014	H	L	0-3
Sept. 5, 2015	N	L	0-3
Southern Indiana (2-0, 1,000)			
H:1-0	A:1-0	N:0-0	
<u>Date</u>	<u>H/A/N</u>	<u>W/L</u>	<u>Score</u>
Oct. 8, 1992	H	W	3-0
Nov. 3, 1992	A	W	3-1
Southern Mississippi (1-2, .333)			
H:0-0	A:0-0	N:1-2	
<u>Date</u>	<u>H/A/N</u>	<u>W/L</u>	<u>Score</u>
Sept. 7, 2001	N	L	2-3



Sept. 6, 2002	N	W	3-2
Sept. 6, 2003	N	L	0-3

Stephen F. Austin (0-1, .000)

H:0-1	A:0-0	N:0-0	
Date	H/A/N	W/L	Score
Sept. 2, 2011	H	L	1-3

Stetson (0-1, .000)

H:0-0	A:0-0	N:0-1	
Date	H/A/N	W/L	Score
Sept. 20, 2014	N	L	2-3

Tennessee (0-2, .000)

H:0-0	A:0-1	N:0-1	
Date	H/A/N	W/L	Score
Sept. 11, 2004	A	L	0-3
Sept. 7, 2013	N	L	1-3

Tennessee State (32-17, .653)

H:17-6	A:12-10	N:3-1	OVCT:2-1
Date	H/A/N	W/L	Score
Sept. 26, 1992	H	W	3-0
Oct. 24, 1992	A	W	3-0
Sept. 24, 1993	A	W	3-0
Oct. 22, 1993	H	W	3-0
Oct. 22, 1994	A	W	3-0
Nov. 12, 1994	H	W	3-0
Sept. 29, 1995	A	W	3-1
Nov. 13, 1995	H	W	3-1
Nov. 16, 1995*	N	W	3-0
Aug. 31, 1996	N	W	3-1
Oct. 15, 1996	H	W	3-1
Oct. 29, 1996	A	W	3-1
Sept. 25, 1997	A	W	3-2
Nov. 4, 1997	H	W	3-1
Nov. 21, 1997*	N	L	1-3
Sept. 22, 1998	H	W	3-0
Nov. 10, 1998	A	W	3-0
Oct. 12, 1999	A	L	0-3
Oct. 26, 1999	H	W	3-0
Sept. 19, 2000	H	W	3-0
Oct. 13, 2000	A	W	3-0
Oct. 16, 2001	H	W	3-0
Nov. 6, 2001	A	W	3-0
Oct. 11, 2002	H	W	3-0
Nov. 12, 2002	A	W	3-0
Oct. 10, 2003	A	W	3-0
Nov. 8, 2003	H	W	3-1
Oct. 7, 2004	H	W	3-0
Oct. 26, 2004	A	W	3-1
Sept. 30, 2005	H	L	0-3
Nov. 12, 2005	A	L	0-3
Sept. 29, 2006	A	L	0-3
Nov. 10, 2006	H	W	3-1
Oct. 5, 2007	A	L	1-3
Nov. 11, 2007	H	L	2-3
Oct. 3, 2008	A	L	1-3
Oct. 30, 2008	H	L	2-3
Oct. 16, 2009	H	L	0-3
Nov. 14, 2009	A	L	0-3
Sept. 17, 2010	A	L	1-3
Oct. 23, 2010	H	W	3-2
Oct. 15, 2011	A	L	1-3
Nov. 8, 2011	H	W	3-2
Nov. 18, 2011*	N	W	3-1
Oct. 12, 2012	H	L	1-3
Oct. 18, 2013	A	L	1-3
Oct. 21, 2014	H	L	2-3

Oct. 24, 2015	A	L	2-3
Oct. 14, 2016	H	W	3-2

Tennessee Tech (14-30, .318)

H:7-13	A:6-15	N:1-2	OVCT:1-0
Date	H/A/N	W/L	Score
Sept. 25, 1992	H	W	3-1
Oct. 23, 1992	A	L	1-3
Sept. 25, 1993	A	L	0-3
Oct. 23, 1993	H	L	0-3
Sept. 17, 1994	N	L	1-3
Sept. 23, 1994	H	L	2-3
Oct. 21, 1994	A	L	0-3
Sept. 30, 1995	A	L	0-3
Oct. 27, 1995	H	L	0-3
Oct. 5, 1996	A	L	0-3
Nov. 8, 1996	H	L	0-3
Nov. 22, 1996*	N	W	3-2
Oct. 10, 1997	A	L	0-3
Nov. 1, 1997	H	L	0-3
Oct. 17, 1998	A	L	0-3
Nov. 6, 1998	H	L	1-3
Oct. 2, 1999	H	L	0-3
Oct. 28, 1999	A	W	3-0
Oct. 6, 2000	H	W	3-0
Nov. 3, 2000	A	W	3-2
Oct. 6, 2001	A	W	3-2
Oct. 26, 2001	H	W	3-1
Oct. 5, 2002	A	W	3-0
Nov. 15, 2002	H	W	3-0
Nov. 1, 2003	A	L	0-3
Oct. 30, 2004	H	W	3-0
Sept. 9, 2005	N	L	0-3
Oct. 21, 2005	H	W	3-1
Oct. 20, 2006	A	L	1-3
Oct. 6, 2007	A	L	1-3
Nov. 9, 2007	H	L	0-3
Oct. 11, 2008	A	L	0-3
Nov. 14, 2008	H	L	1-3
Sept. 25, 2009	A	L	0-3
Oct. 24, 2009	H	L	1-3
Oct. 1, 2010	H	L	1-3
Nov. 6, 2010	A	L	0-3
Sept. 16, 2011	A	W	3-1
Oct. 18, 2011	H	W	3-1
Sept. 29, 2012	A	W	3-2
Oct. 4, 2013	H	L	2-3
Nov. 15, 2014	A	L	1-3
Nov. 13, 2015	H	L	2-3
Oct. 8, 2016	A	L	1-3

Texas A&M-Corpus Christi (1-0, 1.000)

H:0-0	A:0-0	N:1-0	
Date	H/A/N	W/L	Score
Aug. 29, 2008	N	W	3-1

Texas State (0-1, .000)

H:0-0	A:0-1	N:0-0	
Date	H/A/N	W/L	Score
Sept. 10, 2010	A	L	1-3

Toledo (1-2, .333)

H:0-0	A:0-0	N:1-2	
Date	H/A/N	W/L	Score
Sept. 2, 1995	N	W	3-2
Sept. 13, 2003	N	L	1-3
Sept. 20, 2013	N	L	1-3

Trevecca (1-0, 1.000)

H:1-0	A:0-0	N:0-0	
Date	H/A/N	W/L	Score
Sept. 12, 2006	H	W	3-0

Troy (2-4, .333)

H:0-2	A:0-1	N:2-1	
Date	H/A/N	W/L	Score
Sept. 10, 1993	N	W	3-0
Nov. 13, 1993	H	L	0-3
Sept. 5, 1998	N	W	3-1
Sept. 1, 2006	A	L	2-3
Aug. 28, 2010	N	L	0-3
Aug. 31, 2012	H	L	2-3

Tulsa (0-1, .000)

H:0-0	A:0-0	N:0-1	
<u>Date</u>	<u>H/A/N</u>	<u>W/L</u>	<u>Score</u>
Sept. 9, 2016	N	L	0-3

UAB (1-3, .250)

H:0-1	A:1-0	N:0-2	
Date	H/A/N	W/L	Score
Sept. 13, 1996	N	L	0-3
Sept. 10, 1999	N	L	2-3
Sept. 2, 2011	H	L	1-3
Sept. 16, 2016	A	W	3-1

UMKC (0-6, .000)

H:0-1	A:0-1	N:0-4	
Date	H/A/N	W/L	Score
Sept. 11, 1992	N	L	1-3
Nov. 13, 1993	H	L	0-3
Sept. 9, 1994	N	L	2-3
Sept. 3, 1996	N	L	2-3
Sept. 12, 1998	N	L	0-3
Sept. 9, 2011	A	L	0-3

UNC Asheville (1-1, .500)

H:0-0	A:0-1	N:1-0	
Date	H/A/N	W/L	Score
Sept. 1, 1994	A	L	0-3
Sept. 6, 2013	N	W	3-1

UNC Greensboro (1-2, .333)

H:0-0	A:0-1	N:1-1	
Date	H/A/N	W/L	Score
Sept. 3, 1994	A	L	1-3
Sept. 4, 2004	N	W	3-1
Aug. 24, 2006	N	L	1-3

UNC Wilmington (1-0, 1.000)

H:0-0	A:1-0	N:0-0	
Date	H/A/N	W/L	Score
Aug. 26, 2006	A	W	3-0

USC Upstate (0-1, .000)

H:0-0	A:0-0	N:0-1	
Date	H/A/N	W/L	Score
Sept. 18, 2015	N	L	1-3

Valparaiso (0-1, .000)

H:0-1	A:0-0	N:0-0	
Date	H/A/N	W/L	Score
Sept. 13, 2014	H	L	0-3

Virginia Tech (0-1, .000)

H:0-0	A:0-0	N:0-1	
Date	H/A/N	W/L	Score
Sept. 12, 2008	N	L	0-3

Wake Forest (0-1, .000)

H:0-0	A:0-0	N:0-1	
Date	H/A/N	W/L	Score
Sept. 11, 2004	N	L	0-3

West Virginia (0-1, .000)

H:0-0	A:0-0	N:0-1	
Date	H/A/N	W/L	Score
Aug. 27, 2005	N	L	0-3

Western Carolina (1-0, 1.000)

H:1-0	A:0-0	N:0-0	
<u>Date</u>	<u>H/A/N</u>	<u>W/L</u>	<u>Score</u>
Sept. 13, 2014	H	W	3-1

Western Illinois (0-3, .000)

H:0-0	A:0-0	N:0-3	
Date	H/A/N	W/L	Score
Sept. 13, 1997	N	L	1-3
Sept. 3, 1999	N	L	0-3
Aug. 31, 2013	N	L	1-3

Western Kentucky (1-5, .167)

H:0-0	A:1-3	N:0-2	
Date	H/A/N	W/L	Score
Nov. 6, 1993	N	L	0-3
Oct. 10, 1995	A	L	0-3
Sept. 14, 1996	A	W	3-2
Sept. 12, 1997	A	L	0-3
Sept. 13, 2003	A	L	0-3
Sept. 4, 2015	A	L	0-3

Winston-Salem State (1-0, 1.000)

H:0-0	A:0-0	N:1-0	
Date	H/A/N	W/L	Score
Aug. 24, 2006	N	W	3-0

Winthrop (1-0, 1.000)

H:0-0	A:0-0	N:1-0	
<u>Date</u>	<u>H/A/N</u>	<u>W/L</u>	<u>Score</u>
Sept. 3, 1994	N	W	3-0

Wofford (1-0, 1.000)

H:0-0	A:1-0	N:0-0	
Date	H/A/N	W/L	Score
Sept. 15, 2006	A	W	3-0

Wright State (1-0, 1.000)

H:1-0	A:0-0	N:0-0	
Date	H/A/N	W/L	Score
Sept. 1, 2012	H	W	3-1

Youngstown State (1-1, .500)

H:0-0	A:0-0	N:1-1	
Date	H/A/N	W/L	Score
Sept. 16, 1995	N	L	0-3
Sept. 14, 1996	N	W	3-1

* Ohio Valley Conference Tournament



1992

Overall Record: 10-20 OVC Record: 4-12

Head Coach: Milly MacDonell

9-8	Evansville	Martin, Tenn.	W	3-1
9-11	1- vs. UMKC	St. Louis, Mo.	L	1-3
9-12	1-at Saint Louis	St. Louis, Mo.	L	1-3
9-12	1-vs Green Bay	St. Louis, Mo.	W	3-1
9-18	2-vs. Radford	Johnson City, Tenn.	L	2-3
9-19	2-at East Tennessee St.	Johnson City, Tenn.	L	0-3
9-19	2-vs. Austin Peay	Johnson City, Tenn.	L	2-3
9-25	Tennessee Tech*	Martin, Tenn.	W	3-1
9-26	Middle Tennessee*	Martin, Tenn.	W	3-0
9-26	Tennessee State*	Martin, Tenn.	W	3-0
9-29	Southeast Missouri*	Martin, Tenn.	L	2-3
10-2	at Morehead State*	Morehead, Ky.	L	1-3
10-3	at Eastern Kentucky*	Richmond, Ky.	L	1-3
10-6	at Samford	Birmingham, Ala.	L	2-3
10-6	at Mercer	Birmingham, Ala.	W	3-0
10-8	Southern Indiana	Martin, Tenn.	W	3-0
10-9	at Murray State*	Murray, Ky.	L	2-3
10-13	Austin Peay*	Martin, Tenn.	L	0-3
10-20	at Kentucky Wesleyan	Owensboro, Ky.	W	3-0
10-23	at Tennessee Tech*	Cookeville, Tenn.	L	1-3
10-24	at Middle Tennessee*	Murfreesboro, Tenn.	L	1-3
10-24	at Tennessee State*	Nashville, Tenn.	W	3-0
10-27	at Southeast Missouri*	Cape Girardeau, Mo.	L	1-3
10-30	Morehead State*	Martin, Tenn.	L	2-3
10-31	Eastern Kentucky*	Martin, Tenn.	L	0-3
11-3	at Southern Indiana	Evansville, Ind.	W	3-1
11-5	Murray State*	Martin, Tenn.	L	1-3
11-10	at Evansville	Evansville, Ind.	L	1-3
11-12	at Austin Peay*	Clarksville, Tenn.	L	1-3
11-20	3-vs. Southeast Missouri	Clarksville, Tenn.	L	0-3

- 1- Billiken Invitational - St. Louis, Mo.
2- East Tennessee State Classic - Johnson City, Tenn.
3- Ohio Valley Conference Tournament - Clarksville, Tenn.
* Ohio Valley Conference Match

1993

Overall Record: 13-21 OVC Record: 5-11

Head Coach: Milly MacDonell

9-1	Evansville	Martin, Tenn.	W	3-2
9-3	1-vs. Clemson	Memphis, Tenn.	L	0-3
9-4	1-vs. Chattanooga	Memphis, Tenn.	W	3-0
9-4	1-at Memphis	Memphis, Tenn.	L	0-3
9-10	2-vs. Troy	Birmingham, Ala.	W	3-0
9-10	2-at Samford	Birmingham, Ala.	W	3-1
9-11	2-vs. Austin Peay	Birmingham, Ala.	L	0-3
9-14	at Evansville	Evansville, Ind.	L	1-3
9-21	at Memphis	Memphis, Tenn.	L	0-3
9-24	at Middle Tennessee*	Murfreesboro, Tenn.	W	3-2
9-24	at Tennessee State*	Nashville, Tenn.	W	3-0
9-25	at Tennessee Tech*	Cookeville, Tenn.	L	0-3
9-28	at Southeast Missouri*	Cape Girardeau, Mo.	L	0-3
10-1	Eastern Kentucky*	Martin, Tenn.	L	1-3
10-2	Morehead State*	Martin, Tenn.	L	2-3
10-6	Murray State*	Martin, Tenn.	W	3-2
10-8	3-at Mercer	Macon, Ga.	W	3-1
10-8	3-vs. South Carolina St.	Macon, Ga.	W	3-0
10-9	3-vs. Georgia State	Macon, Ga.	W	3-1
10-12	at Austin Peay*	Clarksville, Tenn.	L	0-3
10-18	Oral Roberts	Martin, Tenn.	W	3-2
10-22	Middle Tennessee*	Martin, Tenn.	W	3-1
10-22	Tennessee State*	Martin, Tenn.	W	3-0
10-23	Tennessee Tech*	Martin, Tenn.	L	0-3
10-27	Southeast Missouri*	Martin, Tenn.	L	0-3
10-29	at Morehead State*	Morehead, Ky.	L	0-3
11-1	at Eastern Kentucky*	Richmond, Ky.	L	1-3

11-4	at Murray State*	Murray, Ky.	L	1-3
11-5	at Arkansas-Little Rock	Little Rock, Ark.	L	0-3
11-6	at Western Kentucky	Little Rock, Ark.	L	0-3
11-12	Austin Peay*	Martin, Tenn.	L	2-3
11-13	Missouri-Kansas City	Martin, Tenn.	L	0-3
11-13	Troy	Martin, Tenn.	L	0-3
11-19	4-vs. Morehead State	Richmond, Ky.	L	1-3

- 1- Memphis Tournament - Memphis, Tenn.
2- Samford Tournament - Birmingham, Ala.
3- Mercer Tournament - Macon, Ga.
4- Ohio Valley Conference Tournament - Richmond, Ky.
* Ohio Valley Conference Match

1994

Overall Record: 11-23 OVC Record: 3-13

Head Coach: Milly MacDonell

9-1	at UNC Asheville	Asheville, N.C.	L	0-3
9-2	1-vs. East Carolina	Greensboro, N.C.	W	3-2
9-2	1-at North Carolina A&T	Greensboro, N.C.	W	3-1
9-3	1-vs. Winthrop	Greensboro, N.C.	W	3-0
9-3	1-vs. UNC Greensboro	Greensboro, N.C.	L	1-3
9-9	2-vs. Loyola-Chicago	St. Louis, Mo.	L	0-3
9-9	2-vs. Missouri-Kansas City	St. Louis, Mo.	L	2-3
9-10	2-vs. Mercer	St. Louis, Mo.	L	0-3
9-10	2-vs. Samford	St. Louis, Mo.	W	3-1
9-16	3-at Furman	Greenville, S.C.	L	0-3
9-17	3-vs. Liberty	Greenville, S.C.	W	3-0
9-17	3-vs. Tennessee Tech	Greenville, S.C.	L	1-3
9-20	Chattanooga	Martin, Tenn.	W	3-0
9-23	Tennessee Tech*	Martin, Tenn.	L	2-3
9-24	Middle Tennessee*	Martin, Tenn.	W	3-1
9-27	Southeast Missouri*	Martin, Tenn.	L	1-3
9-30	at Eastern Kentucky*	Richmond, Ky.	L	1-3
9-30	at Morehead State*	Morehead, Ky.	L	1-3
10-5	at Murray State*	Murray, Ky.	L	0-3
10-11	Austin Peay*	Martin, Tenn.	L	1-3
10-12	Memphis	Martin, Tenn.	L	0-3
10-21	at Tennessee Tech*	Cookeville, Tenn.	L	0-3
10-22	at Middle Tennessee*	Murfreesboro, Tenn.	L	0-3
10-22	at Tennessee State*	Nashville, Tenn.	W	3-0
10-25	at Southeast Missouri*	Cape Girardeau, Mo.	L	0-3
10-28	Morehead State*	Martin, Tenn.	L	2-3
10-29	Eastern Kentucky*	Martin, Tenn.	L	2-3
11-1	Murray State*	Martin, Tenn.	L	0-3
11-5	4-at Chattanooga	Chattanooga, Tenn.	W	3-2
11-5	4-vs. College of Charleston	Chattanooga, Tenn.	L	0-3
11-6	4-vs. Samford	Chattanooga, Tenn.	W	3-0
11-11	at Austin Peay*	Clarksville, Tenn.	L	0-3
11-12	Tennessee State*	Martin, Tenn.	W	3-0
11-18	5-vs. Murray State	Murfreesboro, Tenn.	L	0-3

- 1- North Carolina A&T Tournament - Greensboro, N.C.
2- Saint Louis University Tournament - St. Louis, Mo.
3- Furman University Tournament - Greenville, S.C.
4- Chattanooga Invitational - Chattanooga, Tenn.
5- Ohio Valley Conference Tournament - Murfreesboro, Tenn.
* Ohio Valley Conference Match

1995

Overall Record: 9-25 OVC Record: 2-14

Head Coach: Milly MacDonell

9-1	1-vs. Indiana State	Evansville, Ind.	L	2-3
9-1	1-at Evansville	Evansville, Ind.	L	2-3
9-2	1-vs. Georgia State	Evansville, Ind.	L	1-3
9-2	1-vs. Toledo	Evansville, Ind.	W	3-2
9-5	at Christian Brothers	Memphis, Tenn.	W	3-0
9-7	at Ole Miss	Oxford, Miss.	L	0-3
9-8	2-at Mississippi State	Starkville, Miss.	L	0-3

9-8	2-vs. Saint John's	Starkville, Miss.	W	3-2
9-9	2-vs. Marshall	Starkville, Miss.	L	0-3
9-9	2-vs. Marshall	Starkville, Miss.	L	1-3
9-15	3-vs. Northeastern Illinois	Chicago, Ill.	W	3-0
9-16	3-vs. Murray State	Chicago, Ill.	W	3-2
9-16	3-vs. Youngstown State	Chicago, Ill.	L	0-3
9-19	Saint Louis	Martin, Tenn.	L	1-3
9-26	at Southeast Missouri*	Cape Girardeau, Mo.	L	2-3
9-29	at Tennessee State*	Nashville, Tenn.	W	3-1
9-29	at Middle Tennessee*	Murfreesboro, Tenn.	L	0-3
9-30	at Tennessee Tech*	Cookeville, Tenn.	L	0-3
10-4	Murray State*	Martin, Tenn.	L	0-3
10-6	Eastern Kentucky*	Martin, Tenn.	L	2-3
10-7	Morehead State*	Martin, Tenn.	L	1-3
10-10	at Western Kentucky	Bowling Green, Ky.	L	0-3
10-17	at Austin Peay*	Clarksville, Tenn.	L	0-3
10-24	Southeast Missouri*	Martin, Tenn.	L	0-3
10-27	Tennessee Tech*	Martin, Tenn.	L	0-3
10-28	Middle Tennessee*	Martin, Tenn.	L	0-3
10-31	at Murray State*	Murray, Ky.	L	0-3
11-3	at Morehead State*	Morehead, Ky.	L	0-3
11-4	at Eastern Kentucky*	Richmond, Ky.	L	1-3
11-6	Christian Brothers	Martin, Tenn.	W	3-0
11-9	Austin Peay*	Martin, Tenn.	L	0-3
11-13	Tennessee State*	Martin, Tenn.	W	3-1
11-16	4-vs. Tennessee State	Morehead, Ky.	W	3-0
11-17	4-vs. Southeast Missouri	Morehead, Ky.	L	0-3

- 1- Evansville Tournament - Evansville, Ind.
2- Mississippi State Tournament - Starkville, Miss.
3- Northeastern Illinois Tournament - Chicago, Ill.
4- Ohio Valley Conference Tournament - Morehead, Ky.
* Ohio Valley Conference Match

1996

Overall Record: 12-23 OVC Record: 4-14

Head Coach: Milly MacDonell

8-30	1-vs. East Tennessee	Chattanooga, Tenn.	L	0-3
8-31	1-at Chattanooga	Chattanooga, Tenn.	W	3-1
8-31	1-vs. Tennessee State	Chattanooga, Tenn.	W	3-1
9-3	vs. Missouri-Kansas City	Farmington, Mo.	L	2-3
9-3	vs. Saint Louis	Farmington, Mo.	L	2-3
9-5	Freed-Hardeman	Martin, Tenn.	W	3-0
9-13	2-vs. UAB	Bowling Green, Ky.	L	0-3
9-14	2-vs. Youngstown State	Bowling Green, Ky.	W	3-1
9-14	2- at Western Kentucky	Bowling Green, Ky.	W	3-2
9-17	Murray State*	Martin, Tenn.	L	0-3
9-20	Eastern Illinois*	Martin, Tenn.	L	1-3
9-24	Southeast Missouri*	Martin, Tenn.	L	2-3
9-27	at Eastern Kentucky*	Richmond, Ky.	W	3-2
9-28	at Morehead State*	Morehead, Ky.	L	0-3
10-4	at Middle Tennessee*	Murfreesboro, Tenn.	L	1-3
10-5	at Tennessee Tech*	Cookeville, Tenn.	L	0-3
10-8	Austin Peay*	Martin, Tenn.	L	0-3
10-11	3-vs. Northeastern Illinois	Evansville, Ind.	L	1-3
10-12	3-vs. Southern Illinois	Evansville, Ind.	L	0-3
10-12	3-at Evansville	Evansville, Ind.	L	0-3
10-15	Tennessee State*	Martin, Tenn.	W	3-1
10-22	at Murray State*	Murray, Ky.	L	2-3
10-26	at Eastern Illinois*	Charleston, Ill.	L	0-3
10-29	Tennessee State*	Nashville, Tenn.	W	3-1
11-1	Morehead State*	Martin, Tenn.	L	0-3
11-2	Eastern Kentucky*	Martin, Tenn.	L	1-3
11-5	at Harding	Henderson, Tenn.	W	3-2
11-5	at Freed-Hardeman	Henderson, Tenn.	W	3-0
11-8	Tennessee Tech*	Martin, Tenn.	L	0-3
11-9	Middle Tennessee*	Martin, Tenn.	W	3-1
11-12	at Southeast Missouri*	Cape Girardeau, Mo.	L	0-3
11-14	at Austin Peay*	Clarksville, Tenn.	L	0-3
11-19	Lee	Martin, Tenn.	L	1-3



11-22	4-vs. Tennessee Tech	Murray, Ky.	W	3-2
11-22	4-vs. Southeast Missouri	Murray, Ky.	L	0-3

- 1- Tennessee Preview Tournament - Chattanooga, Tenn.
- 2- Western Kentucky Tournament - Bowling Green, Ky.
- 3- Evansville Tournament - Evansville, Ind.
- 4- Ohio Valley Conference Tournament - Murray, Ky.
- * Ohio Valley Conference Match

1997

Overall Record: 13-19 OVC Record: 4-14

Head Coach: Milly MacDonell

9-2	Christian Brothers	Martin, Tenn.	W	3-0
9-5	1-vs. Akron	Harrisonburg, Va.	L	0-3
9-6	1-at James Madison	Harrisonburg, Va.	L	0-3
9-6	1-vs. Howard	Harrisonburg, Va.	W	3-1
9-12	2-at Western Kentucky	Bowling Green, Ky.	L	0-3
9-13	2-vs. Memphis	Bowling Green, Ky.	W	3-1
9-13	2-vs. Western Illinois	Bowling Green, Ky.	L	1-3
9-16	Austin Peay*	Martin, Tenn.	L	1-3
9-19	at Morehead State*	Morehead, Ky.	L	1-3
9-20	at Eastern Kentucky*	Richmond, Ky.	L	1-3
9-23	Southeast Missouri*	Martin, Tenn.	L	0-3
9-25	at Tennessee State*	Nashville, Tenn.	W	3-2
9-27	Belmont	Martin, Tenn.	W	3-0
9-27	Christian Brothers	Martin, Tenn.	W	3-1
10-3	Eastern Illinois*	Martin, Tenn.	L	0-3
10-10	at Tennessee Tech*	Cookeville, Tenn.	L	0-3
10-11	at Middle Tennessee*	Murfreesboro, Tenn.	L	2-3
10-14	Murray State*	Martin, Tenn.	L	0-3
10-17	Eastern Kentucky*	Martin, Tenn.	W	3-2
10-18	Morehead State*	Martin, Tenn.	L	1-3
10-21	at Austin Peay*	Clarksville, Tenn.	L	0-3
10-23	at Rhodes	Memphis, Tenn.	W	3-1
10-23	at Christian Brothers	Memphis, Tenn.	W	3-0
10-28	at Murray State*	Murray, Ky.	L	0-3
10-31	Middle Tennessee*	Martin, Tenn.	W	3-1
11-1	Tennessee Tech*	Martin, Tenn.	L	0-3
11-4	Tennessee State*	Martin, Tenn.	W	3-1
11-6	Freed-Hardeman	Martin, Tenn.	W	3-1
11-8	at Eastern Illinois*	Charleston, Ill.	L	0-3
11-11	at Southeast Missouri*	Cape Girardeau, Mo.	L	0-3
11-18	at Belmont	Nashville, Tenn.	W	3-1
11-21	3-vs. Tennessee State	Cape Girardeau, Mo.	L	1-3

- 1- James Madison Classic - Harrisonburg, Va.
- 2- Western Kentucky Hilltopper Invitational - Bowling Green, Ky.
- 3- Ohio Valley Conference Tournament - Cape Girardeau, Mo.
- * Ohio Valley Conference Match

1998

Overall Record: 15-15 OVC Record: 8-10

Head Coach: Chris Rushing

9-1	Ole Miss	Martin, Tenn.	W	3-0
9-4	1-vs. Georgia State	Tuscaloosa, Ala.	L	1-3
9-4	1-at Alabama	Tuscaloosa, Ala.	L	1-3
9-5	1-vs. East Tennessee St.	Tuscaloosa, Ala.	W	3-0
9-5	1-vs. Troy	Tuscaloosa, Ala.	W	3-1
9-11	2-vs. Arkansas-Pine Bluff	Memphis, Tenn.	W	3-0
9-11	2-at Memphis	Memphis, Tenn.	L	0-3
9-12	2-vs. Jackson State	Memphis, Tenn.	W	3-0
9-12	2-vs. Missouri-Kansas City	Memphis, Tenn.	L	0-3
9-15	at Austin Peay*	Clarksville, Tenn.	L	0-3
9-17	Belmont	Martin, Tenn.	W	3-0
9-22	Tennessee State*	Martin, Tenn.	W	3-0
9-25	at Eastern Kentucky*	Richmond, Ky.	W	3-1
9-26	at Morehead State*	Morehead, Ky.	L	2-3
9-29	Arkansas State	Martin, Tenn.	L	0-3
10-1	at Belmont	Nashville, Tenn.	W	3-0

10-6	at Murray State*	Murray, Ky.	L	0-3
10-9	Southeast Missouri*	Martin, Tenn.	L	0-3
10-10	Eastern Illinois*	Martin, Tenn.	L	0-3
10-13	Austin Peay*	Martin, Tenn.	W	3-2
10-16	at Middle Tennessee*	Murfreesboro, Tenn.	W	3-0
10-17	at Tennessee Tech*	Cookeville, Tenn.	L	0-3
10-23	Morehead State*	Martin, Tenn.	W	3-0
10-24	Eastern Kentucky*	Martin, Tenn.	W	3-0
10-27	Murray State*	Martin, Tenn.	L	0-3
11-6	Tennessee Tech*	Martin, Tenn.	L	1-3
11-7	Middle Tennessee*	Martin, Tenn.	W	3-0
11-10	Tennessee State*	Nashville, Tenn.	W	3-0
11-13	at Eastern Illinois*	Charleston, Ill.	L	0-3
11-14	at Southeast Missouri*	Cape Girardeau, Mo.	L	0-3

- 1- Alabama Tournament - Tuscaloosa, Ala.
- 2- Memphis Tournament - Memphis, Tenn.
- * Ohio Valley Conference Tournament

1999

Overall Record: 12-18 OVC Record: 8-10

Head Coach: Chris Rushing

9-1	Ole Miss	Oxford, Miss.	L	1-3
9-3	1-at Southwest Missouri	Springfield, Mo.	L	0-3
9-3	1-vs. Western Illinois	Springfield, Mo.	L	0-3
9-4	1-vs. Saint Louis	Springfield, Mo.	W	3-0
9-4	1-vs. Valparaiso	Springfield, Mo.	W	3-0
9-10	2-vs. UAB	Jacksonville, Ala.	L	2-3
9-11	2-at Jacksonville State	Jacksonville, Ala.	L	0-3
9-11	2-vs. Nicholls State	Jacksonville, Ala.	W	3-1
9-14	at Memphis	Memphis, Tenn.	L	0-3
9-17	at Eastern Illinois*	Charleston, Ill.	L	0-3
9-24	at Morehead State*	Morehead, Ky.	L	0-3
9-25	at Eastern Kentucky*	Richmond, Ky.	W	3-0
9-28	at Southeast Missouri*	Cape Girardeau, Mo.	W	3-1
10-1	Middle Tennessee*	Martin, Tenn.	L	2-3
10-2	Tennessee Tech*	Martin, Tenn.	L	0-3
10-5	at Belmont	Nashville, Tenn.	W	3-0
10-7	at Austin Peay*	Clarksville, Tenn.	L	0-3
10-12	at Tennessee State*	Nashville, Tenn.	L	0-3
10-15	Eastern Illinois*	Martin, Tenn.	L	0-3
10-16	Southeast Missouri*	Martin, Tenn.	W	3-2
10-19	Austin Peay*	Martin, Tenn.	W	3-0
10-22	at Murray State*	Murray, Ky.	L	0-3
10-26	Tennessee State*	Martin, Tenn.	W	3-0
10-28	at Tennessee Tech*	Cookeville, Tenn.	W	3-0
10-29	at Middle Tennessee*	Murfreesboro, Tenn.	L	0-3
11-1	at Arkansas State	Jonesboro, Ark.	L	1-3
11-5	Eastern Kentucky*	Martin, Tenn.	W	3-0
11-6	Morehead State*	Martin, Tenn.	W	3-0
11-9	Belmont	Martin, Tenn.	L	0-3
11-12	Murray State*	Martin, Tenn.	L	0-3

- 1- Southwest Missouri State Tournament - Springfield, Mo.
- 2- Jacksonville State Tournament - Jacksonville, Ala.
- * Ohio Valley Conference Match

2000

Overall Record: 21-6 OVC Record: 13-3

Head Coach: Chris Rushing

9-1	1-vs. Jackson State	Jonesboro, Ark.	W	3-0
9-1	1-vs. Nicholls State	Jonesboro, Ark.	W	3-0
9-2	1-vs. Chattanooga	Jonesboro, Ark.	W	3-2
9-2	1-at Arkansas State	Jonesboro, Ark.	L	1-3
9-8	2-vs. Louisiana-Lafayette	Birmingham, Ala.	L	1-3
9-9	2-at Samford	Birmingham, Ala.	W	3-1
9-9	2-vs. Belmont	Birmingham, Ala.	W	3-1
9-12	Murray State*	Martin, Tenn.	W	3-0
9-15	at Eastern Illinois*	Charleston, Ill.	L	0-3

9-16	at Southeast Missouri*	Cape Girardeau, Mo.	L	0-3
9-19	Tennessee State*	Martin, Tenn.	W	3-0
9-21	Austin Peay*	Martin, Tenn.	W	3-1
9-25	Lipscomb	Martin, Tenn.	W	3-0
9-29	at Eastern Kentucky*	Richmond, Ky.	W	3-1
9-30	at Morehead State*	Morehead, Ky.	W	3-1
10-6	Tennessee Tech*	Martin, Tenn.	W	3-0
10-12	at Austin Peay*	Clarksville, Tenn.	W	3-1
10-13	at Tennessee State*	Nashville, Tenn.	W	3-0
10-20	Southeast Missouri*	Martin, Tenn.	L	0-3
10-21	Eastern Illinois*	Martin, Tenn.	W	3-2
10-26	at Murray State*	Murray, Ky.	W	3-0
10-30	Belmont	Martin, Tenn.	W	3-0
11-3	at Tennessee Tech*	Cookeville, Tenn.	W	3-2
11-10	Morehead State*	Martin, Tenn.	W	3-0
11-11	Eastern Kentucky*	Martin, Tenn.	W	3-2
11-17	3-vs. Eastern Illinois	Cape Girardeau, Mo.	W	3-1
11-18	3-at Southeast Missouri	Cape Girardeau, Mo.	L	0-3

- 1- Arkansas State Classic - Jonesboro, Ark.
- 2- Samford Classic - Birmingham, Ala.
- 3- Ohio Valley Conference Tournament - Cape Girardeau, Mo.
- * Ohio Valley Conference Match

2001

Overall Record: 25-8 OVC Record: 14-2

Head Coach: Chris Rushing

8-31	1-vs. IPFW	Terre Haute, Ind.	W	3-0
8-31	1-vs. College of Charleston	Terre Haute, Ind.	L	2-3
9-1	1- vs. St. Francis (N.Y.)	Terre Haute, Ind.	W	3-0
9-1	1-at Indiana State	Terre Haute, Ind.	L	2-3
9-7	2-vs. Arkansas State	Oxford, Miss.	W	3-1
9-7	2-vs. Southern Miss.	Oxford, Miss.	L	2-3
9-8	2-at Ole Miss	Oxford, Miss.	W	3-2
9-8	2-vs. Samford	Oxford, Miss.	W	3-0
9-14	Morehead State*	Martin, Tenn.	L	1-3
9-15	Eastern Kentucky*	Martin, Tenn.	W	3-1
9-18	Lipscomb	Martin, Tenn.	W	3-0
9-20	at Murray State*	Murray, Ky.	W	3-2
9-25	at Southern Illinois	Carbondale, Ill.	L	2-3
9-28	Eastern Illinois*	Martin, Tenn.	L	2-3
9-29	Southeast Missouri*	Martin, Tenn.	W	3-0
10-2	Evansville	Martin, Tenn.	W	3-0
10-3	at Lipscomb	Nashville, Tenn.	W	3-0
10-3	at Belmont	Nashville, Tenn.	W	3-0
10-6	at Tennessee Tech*	Cookeville, Tenn.	W	3-2
10-9	at Austin Peay*	Clarksville, Tenn.	W	3-1
10-12	Murray State*	Martin, Tenn.	W	3-2
10-16	Tennessee State*	Martin, Tenn.	W	3-0
10-19	at Southeast Missouri*	Cape Girardeau, Mo.	W	3-1
10-20	at Eastern Illinois*	Charleston, Ill.	W	3-0
10-23	Arkansas State	Martin, Tenn.	W	3-0
10-26	Tennessee Tech*	Martin, Tenn.	W	3-1
10-30	Memphis	Martin, Tenn.	L	0-3
11-2	at Eastern Kentucky*	Richmond, Ky.	W	3-0
11-3	at Morehead State*	Morehead, Ky.	W	3-0
11-6	at Tennessee State*	Nashville, Tenn.	W	3-0
11-9	Austin Peay*	Martin, Tenn.	W	3-0
11-16	3-Southeast Missouri	Martin, Tenn.	W	3-0
11-17	3-Eastern Illinois	Martin, Tenn.	L	2-3

- 1-Indiana State Active Ankle Invitational - Terre Haute, Ind.
- 2-Ole Miss Magnolia Invitational - Oxford, Miss.
- 3-Ohio Valley Conference Tournament - Martin, Tenn.
- *Ohio Valley Conference Match

Y
E
A
R
L
Y

D
I
V
I
S
I
O
N
-
I

R
E
S
U
L
T
S



2002
Overall Record: 24-6 OVC Record: 15-1

Head Coach: Chris Rushing

8-30	1-at California	Berkeley, Calif.	L	0-3
8-30	1-vs. San Jose State	Berkeley, Calif.	L	1-3
8-31	1-vs. Northern Arizona	Berkeley, Calif.	W	3-0
9-6	2-vs. Southern Miss.	Fayetteville, Ark.	W	3-2
9-6	2-at Arkansas	Fayetteville, Ark.	L	0-3
9-7	2-vs. North Texas	Fayetteville, Ark.	W	3-0
9-13	at Morehead State*	Morehead, Ky.	W	3-1
9-14	at Eastern Kentucky*	Richmond, Ky.	W	3-0
9-17	Southern Illinois	Martin, Tenn.	W	3-1
9-19	at Arkansas State	Jonesboro, Ark.	W	3-1
9-24	at Murray State*	Murray, Ky.	W	3-0
9-27	Southeast Missouri*	Martin, Tenn.	W	3-1
9-28	Eastern Illinois*	Martin, Tenn.	W	3-1
10-1	at Memphis	Memphis, Tenn.	L	2-3
10-4	at Austin Peay*	Clarksville, Tenn.	W	3-0
10-5	at Tennessee Tech*	Cookeville, Tenn.	W	3-0
10-11	Tennessee State*	Martin, Tenn.	W	3-0
10-18	at Eastern Illinois*	Charleston, Ill.	W	3-1
10-19	at Southeast Missouri*	Cape Girardeau, Mo.	L	0-3
10-22	Austin Peay*	Martin, Tenn.	W	3-2
10-25	Murray State*	Martin, Tenn.	W	3-2
11-1	Eastern Kentucky*	Martin, Tenn.	W	3-0
11-2	Morehead State*	Martin, Tenn.	W	3-0
11-5	Belmont	Martin, Tenn.	W	3-0
11-7	at Evansville	Evansville, Ind.	W	3-2
11-12	at Tennessee State*	Nashville, Tenn.	W	3-0
11-15	Tennessee Tech*	Martin, Tenn.	W	3-0
11-22	3-Murray State	Martin, Tenn.	W	3-2
11-23	3-Southeast Missouri	Martin, Tenn.	W	3-0
12-6	4-at Nebraska	Lincoln, Neb.	L	0-3

1-Golden Bear Classic - Berkley, Calif.
2-University of Arkansas Tournament - Fayetteville, Ark.
3-Ohio Valley Conference Tournament - Martin, Tenn.
4-NCAA Tournament - Lincoln, Neb.
* Ohio Valley Conference Match

2003
Overall Record: 7-25 OVC Record: 5-11

Head Coach: Chris Rushing

8-29	1-vs. Northwestern State	Jonesboro, Ark.	L	1-3
8-29	1-at Arkansas State	Jonesboro, Ark.	L	0-3
8-30	1-vs. Memphis	Jonesboro, Ark.	L	2-3
8-30	1-vs. Arkansas-Little Rock	Jonesboro, Ark.	L	2-3
9-5	2-at Mississippi State	Starkville, Miss.	L	1-3
9-6	2-vs. Southern Miss.	Starkville, Miss.	L	0-3
9-6	2- vs. Austin Peay	Starkville, Miss.	L	0-3
9-9	Memphis	Martin, Tenn.	L	2-3
9-12	3-vs. James Madison	Bowling Green, Ky.	W	3-2
9-13	3-vs. Toledo	Bowling Green, Ky.	L	1-3
9-13	3-at Western Kentucky	Bowling Green, Ky.	L	0-3
9-16	at Murray State*	Murray, Ky.	W	3-1
9-18	Arkansas State	Martin, Tenn.	L	0-3
9-23	Evansville	Martin, Tenn.	W	3-2
9-26	at Eastern Kentucky*	Richmond, Ky.	L	0-3
9-27	at Morehead State*	Morehead, Ky.	L	0-3
9-30	at Saint Louis	St. Louis, Mo.	L	0-3
10-3	Jacksonville State*	Martin, Tenn.	L	1-3
10-4	Samford*	Martin, Tenn.	W	3-0
10-7	at Southern Illinois	Carbondale, Ill.	L	1-3
10-10	at Tennessee State*	Nashville, Tenn.	W	3-0
10-17	Morehead State*	Martin, Tenn.	L	0-3
10-18	Eastern Kentucky*	Martin, Tenn.	L	2-3
10-24	at Southeast Missouri*	Cape Girardeau, Mo.	L	0-3
10-25	at Eastern Illinois*	Charleston, Ill.	L	1-3
10-28	at Belmont	Nashville, Tenn.	L	2-3

10-31	at Austin Peay*	Clarksville, Tenn.	L	0-3
11-1	at Tennessee Tech*	Cookeville, Tenn.	L	0-3
11-4	Murray State*	Martin, Tenn.	L	0-3
11-8	Tennessee State*	Martin, Tenn.	W	3-1
11-14	Eastern Illinois*	Martin, Tenn.	L	2-3
11-15	Southeast Missouri*	Martin, Tenn.	W	3-1

1- Arkansas State Tournament - Jonesboro, Ark.
2- Mississippi State Tournament - Starkville, Miss.
3- Western Kentucky Tournament - Bowling Green, Ky.
* Ohio Valley Conference Match

2004
Overall Record: 10-17 OVC Record: 7-9

Head Coach: Chris Rushing

9-3	1-vs. Lipscomb	Boiling Springs, N.C.	L	1-3
9-4	1-at UNC Greensboro	Boiling Springs, N.C.	W	3-1
9-4	1-vs. Gardner-Webb	Boiling Springs, N.C.	W	3-0
9-10	2-vs. Purdue	Knoxville, Tenn.	L	0-3
9-11	2-at Tennessee	Knoxville, Tenn.	L	0-3
9-11	2-vs. Wake Forest	Knoxville, Tenn.	L	0-3
9-21	at Lipscomb	Nashville, Tenn.	L	2-3
9-24	Eastern Kentucky*	Martin, Tenn.	L	0-3
9-25	Morehead State*	Martin, Tenn.	L	2-3
9-27	at Arkansas State	Jonesboro, Ark.	L	0-3
10-1	at Jacksonville State*	Jacksonville, Ala.	L	1-3
10-2	at Samford*	Birmingham, Ala.	W	3-1
10-5	Southern Illinois	Martin, Tenn.	W	3-1
10-7	Tennessee State*	Martin, Tenn.	W	3-0
10-12	Murray State*	Martin, Tenn.	W	3-1
10-15	at Morehead State*	Morehead, Ky.	W	3-1
10-16	at Eastern Kentucky*	Richmond, Ky.	L	0-3
10-19	Arkansas State	Martin, Tenn.	L	2-3
10-22	Southeast Missouri*	Martin, Tenn.	W	3-0
10-23	Eastern Illinois*	Martin, Tenn.	L	0-3
10-26	at Tennessee State*	Nashville, Tenn.	W	3-1
10-29	Austin Peay*	Martin, Tenn.	L	2-3
10-30	Tennessee Tech*	Martin, Tenn.	W	3-0
11-2	at Murray State*	Murray, Ky.	L	0-3
11-9	at Belmont	Martin, Tenn.	L	1-3
11-12	at Eastern Illinois*	Charleston, Ill.	L	0-3
11-13	at Southeast Missouri*	Cape Girardeau, Mo.	L	1-3

1- Gardner-Webb Tournament - Boiling Springs, N.C.
2- Dominos Lady Vol Classic - Knoxville, Tenn.
* Ohio Valley Conference Match

2005
Overall Record: 5-29 OVC Record: 3-13

Head Coach: Amy Draper

8-26	1-vs. Idaho	Athens, Ohio	L	0-3
8-26	1-at Ohio	Athens, Ohio	L	0-3
8-27	1-vs. West Virginia	Athens, Ohio	L	0-3
9-2	2-vs. Alabama A&M	Memphis, Tenn.	L	1-3
9-2	2-vs. Arkansas-Little Rock	Memphis, Tenn.	L	0-3
9-3	Memphis	Memphis, Tenn.	L	0-3
9-3	at Arkansas-Pine Bluff	Memphis, Tenn.	W	3-0
9-7	at Arkansas State	Jonesboro, Ark.	L	2-3
9-9	3-vs. McNeese State	Murfreesboro, Tenn.	L	1-3
9-9	3-vs. Tennessee Tech	Murfreesboro, Tenn.	L	0-3
9-10	3-at Middle Tennessee	Murfreesboro, Tenn.	L	0-3
9-10	3-vs. IUPUI	Murfreesboro, Tenn.	L	1-3
9-13	Lipscomb	Martin, Tenn.	L	1-3
9-16	4-vs. Arkansas-Little Rock	Starkville, Miss.	L	0-3
9-17	4-at Mississippi State	Starkville, Miss.	L	0-3
9-17	4-vs. Louisiana-Lafayette	Starkville, Miss.	W	3-1
9-23	Southeast Missouri*	Martin, Tenn.	L	0-3
9-24	Eastern Illinois*	Martin, Tenn.	L	0-3
9-27	at Belmont	Nashville, Tenn.	L	0-3

9-30	Tennessee State*	Martin, Tenn.	L	0-3
10-1	Austin Peay*	Martin, Tenn.	L	1-3
10-7	at Eastern Kentucky*	Richmond, Ky.	L	0-3
10-8	at Morehead State*	Morehead, Ky.	L	1-3
10-11	Arkansas State	Martin, Tenn.	L	0-3
10-14	at Eastern Illinois*	Charleston, Ill.	L	0-3
10-15	at Southeast Missouri*	Cape Girardeau, Mo.	L	0-3
10-20	at Murray State*	Murray, Ky.	L	0-3
10-21	Tennessee Tech*	Martin, Tenn.	W	3-1
10-28	Morehead State*	Martin, Tenn.	W	3-0
10-29	Eastern Kentucky*	Martin, Tenn.	L	2-3
11-4	at Jacksonville State*	Jacksonville, Ala.	L	0-3
11-5	at Samford*	Birmingham, Ala.	L	2-3
11-10	Murray State*	Martin, Tenn.	W	3-1
11-12	at Tennessee State*	Nashville, Tenn.	L	0-3

1- Ohio University Tournament - Athens, Ohio
2- Memphis Tournament - Memphis, Tenn.
3- Middle Tennessee Tournament - Murfreesboro, Tenn.
4- Mississippi State Tournament - Starkville, Miss.
* Ohio Valley Conference Match

2006
Overall Record: 18-13 OVC Record: 7-9

Head Coach: Amy Draper

8-24	1-vs. UNC Greensboro	Wilmington, N.C.	L	1-3
8-24	1-vs. Winston-Salem St.	Wilmington, N.C.	W	3-0
8-26	1-at UNC Wilmington	Wilmington, N.C.	W	3-0
8-26	1-vs. South Carolina St.	Wilmington, N.C.	W	3-0
9-1	2-vs. Memphis	Troy, Ala.	L	1-3
9-1	2-at Troy	Troy, Ala.	L	2-3
9-1	2-vs. Alcorn State	Troy, Ala.	W	3-0
9-6	Sewanee	Martin, Tenn.	W	3-0
9-9	3-vs. IUPUI	Indianapolis, Ind.	W	3-0
9-9	3-vs. Green Bay	Indianapolis, Ind.	W	3-2
9-12	Trevecca	Martin, Tenn.	W	3-0
9-15	4-at Wofford	Spartanburg, S.C.	W	3-0
9-16	4-vs. Campbell	Spartanburg, S.C.	W	3-1
9-16	4-vs. Elon	Spartanburg, S.C.	W	3-0
9-22	at Southeast Missouri*	Cape Girardeau, Mo.	L	0-3
9-23	at Eastern Illinois*	Charleston, Ill.	W	3-1
9-29	at Tennessee State*	Nashville, Tenn.	L	0-3
9-30	at Austin Peay*	Clarksville, Tenn.	W	3-2
10-6	Eastern Kentucky*	Martin, Tenn.	W	3-2
10-7	Morehead State*	Martin, Tenn.	L	0-3
10-13	Eastern Illinois*	Martin, Tenn.	W	3-1
10-14	Southeast Missouri*	Martin, Tenn.	W	3-1
10-17	Murray State*	Martin, Tenn.	L	1-3
10-20	at Tennessee Tech*	Cookeville, Tenn.	L	1-3
10-24	at Lipscomb	Nashville, Tenn.	L	2-3
10-27	at Morehead State*	Morehead, Ky.	L	1-3
10-28	at Eastern Kentucky*	Richmond, Ky.	L	0-3
11-3	Jacksonville State*	Martin, Tenn.	L	0-3
11-4	Samford*	Martin, Tenn.	W	3-0
11-7	at Murray State*	Murray, Ky.	L	2-3
11-10	Tennessee State*	Martin, Tenn.	W	3-1

1- UNC Wilmington Tournament - Wilmington, N.C.
2- Troy Tournament - Troy, Ala.
3- IUPUI Hampton Inn Downtown Invitational - Indianapolis, Ind.
4- Wofford Tournament - Spartanburg, S.C.
* Ohio Valley Conference Match



2007

Overall Record: 10-22 OVC Record: 4-16

Head Coach: Amy Draper

8-24	1-vs. Central Arkansas	Lafayette, La.	L	2-3
8-25	1-at Louisiana-Lafayette	Lafayette, La.	W	3-2
8-25	1-vs. Jackson State	Lafayette, La.	W	3-0
9-1	2-at IUPUI	Fort Wayne, Ind.	L	0-3
9-2	2-vs. Central Michigan	Fort Wayne, Ind.	L	1-3
9-2	2-vs. North Carolina A&T	Fort Wayne, Ind.	W	3-0
9-7	3-vs. Mississippi Valley St.	Conway, Ark.	W	3-0
9-7	3-vs. Arkansas State	Conway, Ark.	W	3-0
9-8	3-vs. Centenary	Conway, Ark.	W	3-1
9-8	3-at Central Arkansas	Conway, Ark.	L	1-3
9-14	Jacksonville State*	Martin, Tenn.	L	0-3
9-15	Samford*	Martin, Tenn.	L	2-3
9-18	Murray State*	Martin, Tenn.	L	0-3
9-21	at Eastern Illinois*	Charleston, Ill.	W	3-2
9-22	at Southeast Missouri*	Cape Girardeau, Mo.	L	0-3
9-28	at Austin Peay*	Clarksville, Tenn.	L	1-3
10-2	Eastern Illinois*	Martin, Tenn.	W	3-2
10-5	at Tennessee State*	Nashville, Tenn.	L	1-3
10-6	at Tennessee Tech*	Cookeville, Tenn.	L	1-3
10-12	Eastern Kentucky*	Martin, Tenn.	W	3-1
10-13	Morehead State*	Martin, Tenn.	L	0-3
10-16	Belmont	Martin, Tenn.	L	0-3
10-19	at Samford*	Birmingham, Ala.	L	0-3
10-20	at Jacksonville State*	Jacksonville, Ala.	L	0-3
10-23	at Murray State*	Murray, Ky.	L	0-3
10-25	Lipscomb	Martin, Tenn.	L	1-3
10-27	Austin Peay*	Martin, Tenn.	W	3-1
11-2	at Morehead State*	Morehead, Ky.	L	0-3
11-3	at Eastern Kentucky*	Richmond, Ky.	L	0-3
11-7	at Southeast Missouri*	Cape Girardeau, Mo.	L	2-3
11-9	Tennessee Tech*	Martin, Tenn.	L	0-3
11-11	Tennessee State*	Martin, Tenn.	L	2-3

- 1- Rajun Cajun Classic - Lafayette, La.
 2- IUPUI Hampton Inn Invitational - Fort Wayne, Ind.
 3- Central Arkansas Tournament - Conway, Ark.
 * Ohio Valley Conference Match

2008

Overall Record: 9-24 OVC Record: 7-11

Head Coach: Darrin McClure

8-29	1-Northwestern State	Clarksville, Tenn.	W	3-2
8-29	1-Texas A&M-Corpus Christi	Clarksville, Tenn.	W	3-1
8-30	1-SIUE	Clarksville, Tenn.	L	3-1
8-30	1-Austin Peay	Clarksville, Tenn.	L	3-0
9-2	at Arkansas State	Jonesboro, Ark.	L	3-0
9-5	2-Sam Houston	Chicago, Ill.	L	3-1
9-5	2-Loyola	Chicago, Ill.	L	3-0
9-6	2-Bucknell	Chicago, Ill.	L	3-2
9-6	2-Evansville	Chicago, Ill.	L	3-0
9-12	3-Lamar	Fayetteville, Ark.	L	3-1
9-12	3-Virginia Tech	Fayetteville, Ark.	L	3-0
9-13	3-Arkansas	Fayetteville, Ark.	L	3-0
9-16	Murray State*	Martin, Tenn.	W	3-1
9-23	at Southeast Missouri*	Cape Girardeau, Mo.	L	3-0
9-26	Morehead State*	Martin, Tenn.	L	3-1
9-27	Eastern Kentucky*	Martin, Tenn.	W	3-2
10-3	Tennessee State*	Nashville, Tenn.	L	3-1
10-4	at Austin Peay*	Clarksville, Tenn.	L	3-0
10-7	at Lipscomb	Nashville, Tenn.	L	3-2
10-10	at Jacksonville State*	Jacksonville, Ala.	W	3-0
10-11	at Tennessee Tech*	Cookeville, Tenn.	L	3-0
10-17	Eastern Illinois*	Martin, Tenn.	W	3-0
10-18	Southeast Missouri*	Martin, Tenn.	W	3-2
10-21	at Murray State*	Murray, Ky.	L	3-0
10-24	at SIUE	Edwardsville, Ill.	L	3-0

10-28	at Eastern Illinois*	Charleston, Ill.	W	3-1
10-30	Tennessee State*	Martin, Tenn.	L	3-2
10-31	Austin Peay*	Martin, Tenn.	L	3-1
11-7	at Eastern Kentucky*	Richmond, Ky.	W	3-0
11-8	at Morehead State*	Morehead, Ky.	L	3-0
11-14	Tennessee Tech*	Martin, Tenn.	L	3-1
11-15	Jacksonville State*	Martin, Tenn.	L	3-2
11-20	4-Murray State	Cookeville, Tenn.	L	3-0

- 1- Lady Gobs Volleyball Invitational - Clarksville, Tenn.
 2- Loyola Invitational - Chicago, Ill.
 3- University of Arkansas Tournament - Fayetteville, Ark.
 4- Ohio Valley Conference Tournament
 * Ohio Valley Conference Match

2009

Overall Record: 8-21 OVC Record: 2-16

Head Coach: Darrin McClure

8-28	1-vs. Centenary	Ruston, La.	W	3-0
8-28	1-at Louisiana Tech	Ruston, La.	W	3-1
8-29	1-vs. Ark.-Pine Bluff	Ruston, La.	W	3-0
8-29	1-vs. South Alabama	Ruston, La.	L	3-1
9-4	2-at Indiana	Bloomington, Ind.	W	3-2
9-5	2-vs. Illinois-Chicago	Bloomington, Ind.	W	3-1
9-5	2-vs. Kentucky	Bloomington, Ind.	L	3-0
9-8	Arkansas State	Martin, Tenn.	L	3-0
9-14	at Evansville	Evansville, Ind.	L	3-0
9-18	Eastern Kentucky*	Martin, Tenn.	W	3-2
9-19	Morehead State*	Martin, Tenn.	L	3-2
9-22	Southeast Missouri*	Martin, Tenn.	L	3-0
9-25	at Tennessee Tech*	Cookeville, Tenn.	L	3-0
9-26	at Jacksonville State*	Jacksonville, Ala.	L	3-2
10-1	at Murray State*	Murray, Ky.	L	3-0
10-6	Eastern Illinois*	Martin, Tenn.	W	3-0
10-9	at Morehead State*	Morehead, Ky.	L	3-0
10-10	at Eastern Kentucky*	Richmond, Ky.	L	3-0
10-13	at Memphis	Memphis, Tenn.	L	3-2
10-16	Tennessee State*	Martin, Tenn.	L	3-0
10-17	Austin Peay*	Martin, Tenn.	L	3-1
10-23	Jacksonville State*	Martin, Tenn.	L	3-1
10-24	Tennessee Tech*	Martin, Tenn.	L	3-1
10-30	at Eastern Illinois*	Charleston, Ill.	L	3-1
10-31	at Southeast Missouri*	Cape Girardeau, Mo.	L	3-0
11-5	Murray State*	Martin, Tenn.	L	3-0
11-6	SIUE	Martin, Tenn.	W	3-2
11-13	at Austin Peay*	Clarksville, Tenn.	L	3-0
11-14	at Tennessee State	Nashville, Tenn.	L	3-0

- 1- Louisiana Tech Techster Invitational - Ruston, La.
 2- Indiana Adidas Classic - Bloomington, Ind.
 * Ohio Valley Conference Match

2010

Overall Record: 6-24 OVC Record: 4-14

Head Coach: Darrin McClure

8-27	1-Georgia Southern	Auburn, Ala.	L	0-3
8-28	1-at Auburn	Auburn, Ala.	L	0-3
8-28	1-Troy	Auburn, Ala.	L	0-3
9-3	2-Citadel	Macon, Ga.	W	3-0
9-3	2-at Mercer	Macon, Ga.	L	1-3
9-4	2-Presbyterian	Macon, Ga.	W	3-1
9-7	Evansville	Martin, Tenn.	L	0-3
9-10	3-at Texas State	San Marcos, Texas	L	1-3
9-10	3-Alabama	San Marcos, Texas	L	0-3
9-11	3-North Texas	San Marcos, Texas	L	0-3
9-14	at Southern Illinois	Carbondale, Ill.	L	0-3
9-17	at Tennessee State*	Nashville, Tenn.	L	1-3
9-18	at Austin Peay*	Clarksville, Tenn.	L	0-3
9-22	Murray State*	Martin, Tenn.	L	1-3

9-24	SIUE	Martin, Tenn.	L	1-3
9-28	at Southeast Missouri*	Cape Girardeau, Mo.	W	3-1
10-1	Tennessee Tech*	Martin, Tenn.	L	1-3
10-2	Jacksonville State*	Martin, Tenn.	L	0-3
10-8	at Eastern Kentucky*	Richmond, Ky.	L	2-3
10-9	at Morehead State*	Morehead, Ky.	L	0-3
10-14	Southeast Missouri*	Martin, Tenn.	W	3-2
10-15	Eastern Illinois*	Martin, Tenn.	L	1-3
10-22	Austin Peay*	Martin, Tenn.	L	0-3
10-23	Tennessee State*	Martin, Tenn.	W	3-2
10-26	at Eastern Illinois*	Charleston, Ill.	L	0-3
11-2	at Murray State*	Murray, Ky.	L	1-3
11-5	at Jacksonville State*	Jacksonville, Ala.	L	0-3
11-6	at Tennessee Tech*	Cookeville, Tenn.	L	0-3
11-12	Morehead State*	Martin, Tenn.	L	0-3
11-13	Eastern Kentucky*	Martin, Tenn.	W	3-0

- 1- Auburn War Eagle Invitational - Auburn, Ala.
 2- Mercer Bear Brawl Classic - Macon, Ga.
 3- Texas State Century Tel Premier - San Marcos, Texas
 * Ohio Valley Conference Match

2011

Overall Record: 19-14 OVC Record: 12-8

Head Coach: Darrin McClure

8-26	1-Southeastern La.	Starkville, Miss.	W	3-0
8-27	1-at Mississippi State	Starkville, Miss.	W	3-1
8-27	1-Southern Illinois	Starkville, Miss.	W	3-2
9-2	2-Stephen F. Austin	Martin, Tenn.	L	1-3
9-2	2-UAB	Martin, Tenn.	L	1-3
9-3	2-Illinois State	Martin, Tenn.	L	0-3
9-6	at Alabama A&M	Huntsville, Ala.	W	3-1
9-9	3-at UMKC	Kansas City, Mo.	L	0-3
9-10	3-Belmont	Kansas City, Mo.	L	2-3
9-10	3-Montana State	Kansas City, Mo.	W	3-0
9-16	at Tennessee Tech*	Cookeville, Tenn.	W	3-1
9-17	at Jacksonville State*	Jacksonville, Ala.	W	3-1
9-23	at Eastern Kentucky*	Richmond, Ky.	L	1-3
9-24	at Morehead State*	Morehead, Ky.	L	0-3
9-30	Southeast Missouri*	Martin, Tenn.	W	3-1
10-1	Murray State*	Martin, Tenn.	W	3-1
10-7	Eastern Illinois*	Martin, Tenn.	W	3-0
10-8	SIUE*	Martin, Tenn.	W	3-1
10-10	Jacksonville State*	Martin, Tenn.	W	3-2
10-14	at Austin Peay*	Clarksville, Tenn.	W	3-1
10-15	at Tennessee State*	Nashville, Tenn.	L	1-3
10-18	Tennessee Tech*	Martin, Tenn.	W	3-1
10-21	Morehead State*	Martin, Tenn.	L	1-3
10-22	Eastern Kentucky*	Martin, Tenn.	W	3-0
10-28	at Murray State*	Murray, Ky.	L	2-3
10-29	at Southeast Missouri*	Cape Girardeau, Mo.	L	1-3
11-5	Austin Peay*	Martin, Tenn.	L	2-3
11-8	Tennessee State*	Martin, Tenn.	W	3-2
11-11	at SIUE*	Edwardsville, Ill.	W	3-1
11-12	at Eastern Illinois*	Charleston, Ill.	L	1-3
11-17	4-Jacksonville State	Morehead, Ky.	W	3-2
11-18	4-Tennessee State	Morehead, Ky.	W	3-1
11-19	4-at Morehead State	Morehead, Ky.	L	0-3

- 1- Mississippi State Maroon Classic - Starkville, Miss.
 2- First State Skyhawk Invitational - Martin, Tenn.
 3- UMKC Kangaroo Klassic - Kansas City, Mo.
 4- Ohio Valley Conference Tournament
 * Ohio Valley Conference Match



2012

Overall Record: 10-21 OVC Record: 6-10

Head Coach: Darrin McClure

8-24	1-at Arkansas	Fayetteville, Ark.	L	0-3
8-25	1-Kansas	Fayetteville, Ark.	L	0-3
8-25	1-Northwestern State	Fayetteville, Ark.	L	1-3
8-31	2-Troy	Martin, Tenn.	L	2-3
9-1	2-Wright State	Martin, Tenn.	W	3-1
9-1	2-DePaul	Martin, Tenn.	L	2-3
9-7	3-Ark.-Little Rock	Carbondale, Ill.	L	1-3
9-8	3-Nicholls State	Carbondale, Ill.	L	0-3
9-8	3-at Southern Illinois	Carbondale, Ill.	L	0-3
9-14	4-Jackson State	Montgomery, Ala.	W	3-1
9-14	4-North Texas	Montgomery, Ala.	L	1-3
9-15	4-Alabama State	Montgomery, Ala.	W	3-0
9-18	Alabama A&M	Martin, Tenn.	W	3-1
9-21	at SIUE*	Edwardsville, Ill.	L	0-3
9-22	at Eastern Illinois*	Charleston, Ill.	W	3-1
9-25	at Southeast Missouri*	Cape Girardeau, Mo.	L	1-3
9-29	at Tennessee Tech*	Cookeville, Tenn.	W	3-2
10-2	at Evansville	Evansville, Ind.	L	0-3
10-5	Murray State*	Martin, Tenn.	W	3-1
10-6	Austin Peay*	Martin, Tenn.	L	0-3
10-12	Tennessee State*	Martin, Tenn.	L	1-3
10-13	Belmont*	Martin, Tenn.	W	3-2
10-19	at Eastern Kentucky*	Richmond, Ky.	L	0-3
10-20	at Morehead State*	Morehead, Ky.	L	0-3
10-26	Eastern Illinois*	Martin, Tenn.	W	3-1
10-27	SIUE*	Martin, Tenn.	W	3-2
11-2	at Austin Peay*	Clarksville, Tenn.	L	0-3
11-3	at Murray State*	Murray, Ky.	L	1-3
11-6	Southeast Missouri*	Martin, Tenn.	L	1-3
11-10	Jacksonville State*	Martin, Tenn.	L	2-3
11-15	5-at Morehead State	Morehead, Ky.	L	0-3

- 1- Arkansas Invitational - Fayetteville, Ark.
- 2- First State Skyhawk Invitational - Martin, Tenn.
- 3- Saluki Invitational - Carbondale, Ill.
- 4- Alabama State Invitational - Montgomery, Ala.
- 5- Ohio Valley Conference Tournament
- * Ohio Valley Conference Match

2013

Overall Record: 9-23 OVC Record: 3-13

Head Coach: Darrin McClure

8-30	1-Md. Eastern Shore	Peoria, Ill.	W	3-0
8-31	1-Western Illinois	Peoria, Ill.	L	1-3
8-31	1-at Bradley	Peoria, Ill.	W	3-1
9-3	Evansville	Martin, Tenn.	W	3-2
9-6	2-Charlotte	Chattanooga, Tenn.	W	3-0
9-6	2-UNC Asheville	Chattanooga, Tenn.	W	3-0
9-7	2-Tennessee	Chattanooga, Tenn.	L	1-3
9-7	2-at Chattanooga	Chattanooga, Tenn.	W	3-2
9-13	3-South Alabama	Tuscaloosa, Ala.	L	1-3
9-13	3-Arkansas State	Tuscaloosa, Ala.	L	1-3
9-14	3-Nicholls State	Tuscaloosa, Ala.	L	1-3
9-14	3-at Alabama	Tuscaloosa, Ala.	L	0-3
9-20	4-Toledo	Indianapolis, Ind.	L	1-3
9-20	4-at Butler	Indianapolis, Ind.	L	0-3
9-21	4-Green Bay	Indianapolis, Ind.	L	0-3
9-24	at Alabama A&M	Huntsville, Ala.	L	1-3
9-27	SIUE*	Martin, Tenn.	W	3-1
9-28	Eastern Illinois*	Martin, Tenn.	L	0-3
10-1	Southeast Missouri*	Martin, Tenn.	W	3-2
10-4	Tennessee Tech*	Martin, Tenn.	L	2-3
10-11	at Murray State*	Murray, Ky.	L	1-3
10-12	at Austin Peay*	Clarksville, Tenn.	L	0-3
10-18	at Tennessee State*	Nashville, Tenn.	L	1-3
10-19	at Belmont*	Nashville, Tenn.	L	0-3

10-25	Eastern Kentucky*	Martin, Tenn.	L	1-3
10-26	Morehead State*	Martin, Tenn.	L	0-3
11-1	at Eastern Illinois*	Charleston, Ill.	L	0-3
11-2	at SIUE*	Edwardsville, Ill.	W	3-1
11-8	Austin Peay*	Martin, Tenn.	L	2-3
11-9	Murray State*	Martin, Tenn.	L	2-3
11-12	at Southeast Missouri*	Cape Girardeau, Mo.	L	0-3
11-16	at Jacksonville State*	Jacksonville, Ala.	L	0-3

- 1- CEFCU Classic - Peoria, Ill.
- 2- Country Inn and Suites Invitational - Chattanooga, Tenn.
- 3- Hampton Inn Bama Bash - Tuscaloosa, Ala.
- 4- Butler Classic - Indianapolis, Ind.
- * Ohio Valley Conference Match

2014

Overall Record: 11-19 OVC Record: 4-12

Head Coach: Darrin McClure

8-29	1-South Carolina State	Montgomery, Ala.	W	3-0
8-29	1-at Alabama State	Montgomery, Ala.	W	3-2
8-30	1-Southern	Montgomery, Ala.	W	3-0
9-2	Alabama A&M	Martin, Tenn.	W	3-0
9-5	2-Arkansas State	Memphis, Tenn.	L	0-3
9-6	2-at Memphis	Memphis, Tenn.	L	0-3
9-6	2-Ole Miss	Memphis, Tenn.	L	1-3
9-12	3-Drake	Martin, Tenn.	L	0-3
9-13	3-Western Carolina	Martin, Tenn.	W	3-1
9-13	3-Valparaiso	Martin, Tenn.	L	0-3
9-16	Southern Illinois	Martin, Tenn.	L	0-3
9-19	4-South Carolina State	Chattanooga, Tenn.	W	3-1
9-20	4-Stetson	Chattanooga, Tenn.	L	2-3
9-20	4-at Chattanooga	Chattanooga, Tenn.	W	3-0
9-26	at Austin Peay*	Clarksville, Tenn.	L	2-3
9-27	at Murray State*	Murray, Ky.	L	0-3
9-30	Southeast Missouri*	Martin, Tenn.	W	3-2
10-4	Jacksonville State*	Martin, Tenn.	L	2-3
10-10	at Morehead State*	Morehead, Ky.	W	3-0
10-11	at Eastern Kentucky*	Richmond, Ky.	L	0-3
10-17	Eastern Illinois*	Martin, Tenn.	L	1-3
10-18	SIUE*	Martin, Tenn.	W	3-0
10-21	Tennessee State*	Martin, Tenn.	L	2-3
10-24	Belmont*	Martin, Tenn.	L	0-3
10-31	at SIUE*	Edwardsville, Ill.	L	2-3
11-1	at Eastern Illinois*	Charleston, Ill.	L	0-3
11-7	Murray State*	Martin, Tenn.	L	0-3
11-8	Austin Peay*	Martin, Tenn.	W	3-0
11-11	at Southeast Missouri*	Cape Girardeau, Mo.	L	0-3
11-15	at Tennessee Tech*	Cookeville, Tenn.	L	1-3

- 1- ISTAP Collegiate Cup - Montgomery, Ala.
- 2- Memphis Invitational - Memphis, Tenn.
- 3- Skyhawk Invitational - Martin, Tenn.
- 4- Scenic City Showdown - Chattanooga, Tenn.
- * Ohio Valley Conference Match

2015

Overall Record: 9-24 OVC Record: 5-11

Head Coach: Jaclynn Yocum-Wilson

8-28	1-Coastal Carolina	Atlanta, Ga.	L	0-3
8-28	1-Citadel	Atlanta, Ga.	W	3-1
8-29	1-at Georgia Tech	Atlanta, Ga.	L	0-3
8-29	1-Siena	Atlanta, Ga.	L	1-3
9-1	McNeese State	Oxford, Miss.	L	2-3
9-1	at Ole Miss	Oxford, Miss.	W	3-2
9-4	2-Western Kentucky	Carbondale, Ill.	L	0-3
9-5	2-Dayton	Carbondale, Ill.	L	0-3
9-5	2-at Southern Illinois	Carbondale, Ill.	L	0-3
9-7	at Alabama A&M	Huntsville, Ala.	W	3-2
9-11	3-at Indiana State	Terre Haute, Ind.	L	0-3

9-12	3-IPFW	Terre Haute, Ind.	L	1-3
9-12	3-Eastern Michigan	Terre Haute, Ind.	L	2-3
9-18	4-USC Upstate	St. Louis, Mo.	L	1-3
9-18	4-North Dakota	St. Louis, Mo.	L	0-3
9-19	4-at Saint Louis	St. Louis, Mo.	L	0-3
9-19	4-Arkansas-Pine Bluff	St. Louis, Mo.	W	3-0
9-25	Austin Peay*	Martin, Tenn.	W	3-0
9-26	Murray State*	Martin, Tenn.	L	0-3
9-29	at Southeast Missouri*	Cape Girardeau, Mo.	W	3-0
10-4	at Jacksonville State*	Jacksonville, Ala.	L	0-3
10-9	Morehead State*	Martin, Tenn.	L	0-3
10-10	Eastern Kentucky*	Martin, Tenn.	W	3-1
10-16	at Eastern Illinois*	Charleston, Ill.	L	1-3
10-17	at SIUE*	Edwardsville, Ill.	L	2-3
10-23	at Belmont*	Nashville, Tenn.	L	1-3
10-24	at Tennessee State*	Nashville, Tenn.	L	2-3
10-30	SIUE*	Martin, Tenn.	W	3-1
10-31	Eastern Illinois*	Martin, Tenn.	L	2-3
11-6	at Murray State*	Murray, Ky.	L	1-3
11-7	at Austin Peay*	Clarksville, Tenn.	L	1-3
11-10	Southeast Missouri*	Martin, Tenn.	W	3-0
11-13	Tennessee Tech*	Martin, Tenn.	L	2-3

- 1- GT Courtyard by Marriott Midtown Invitational - Atlanta, Ga.
- 2- Saluki Invitational - Carbondale, Ill.
- 3- Holiday Inn Classic - Terre Haute, Ind.
- 4- Billiken Invitational - St. Louis, Mo.
- * Ohio Valley Conference Match

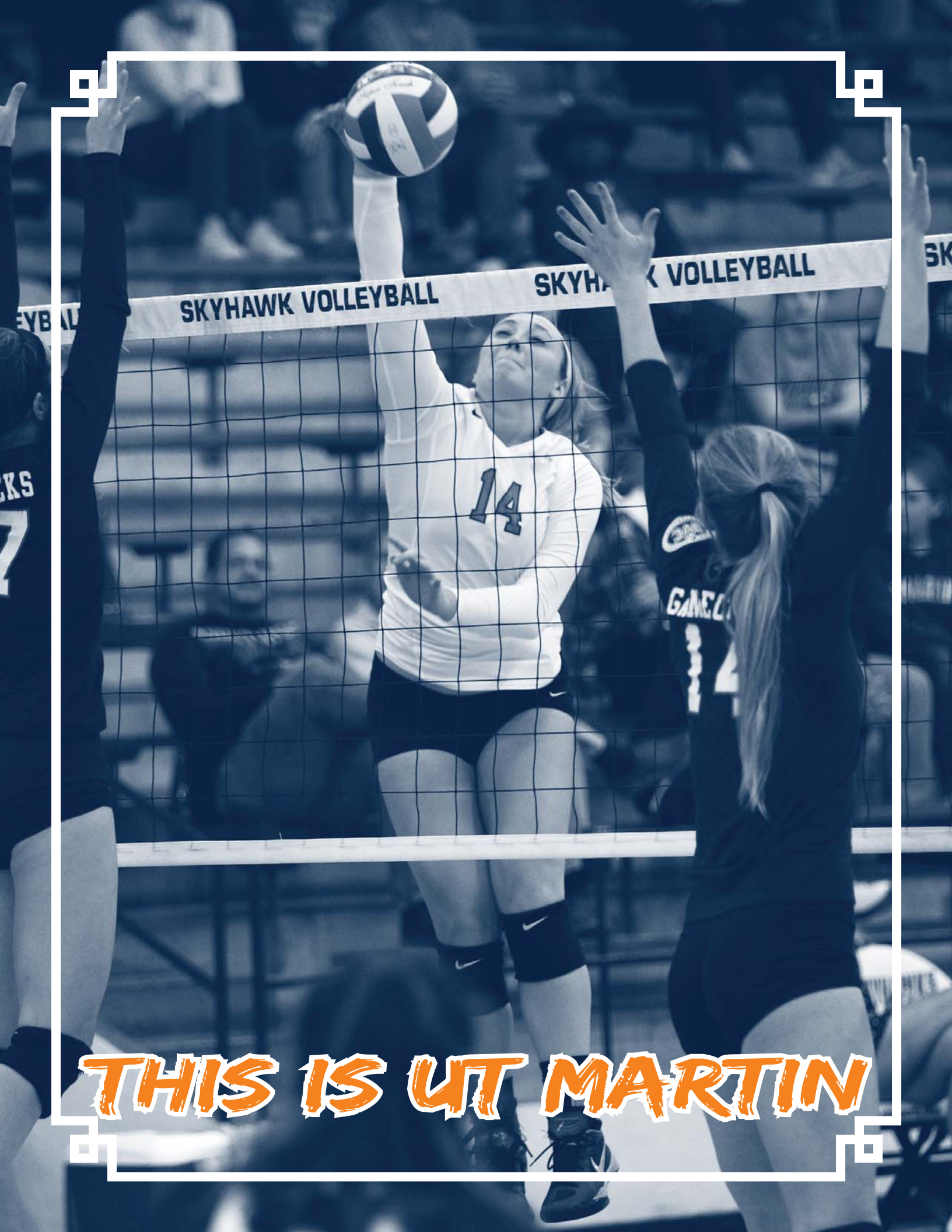
2016

Overall Record: 9-22 OVC Record: 5-11

Head Coach: Jaclynn Yocum-Wilson

8-26	1-at College of Charleston	Charleston, SC	L	0-3
8-26	1-Binghamton	Charleston, SC	W	3-1
8-27	1-South Carolina	Charleston, SC	L	0-3
9-2	2-Mississippi State	Little Rock, Ark.	L	0-3
9-2	2-Oklahoma	Little Rock, Ark.	L	1-3
9-3	2-Ark.-Pine Bluff	Little Rock, Ark.	W	3-0
9-3	2-at Little Rock	Little Rock, Ark.	L	0-3
9-5	Northern Arizona	Martin, Tenn.	L	1-3
9-5	Alabama A&M	Martin, Tenn.	W	3-0
9-9	3-Tulsa	Jonesboro, Ark.	L	0-3
9-9	3-at Arkansas State	Jonesboro, Ark.	L	0-3
9-10	3-Central Arkansas	Jonesboro, Ark.	L	0-3
9-16	4-at UAB	Birmingham, Ala.	W	3-1
9-16	4-La.-Lafayette	Birmingham, Ala.	L	1-3
9-17	4-Memphis	Birmingham, Ala.	L	0-3
9-23	at Murray State*	Murray, Ky.	L	0-3
9-24	at Austin Peay*	Clarksville, Tenn.	L	0-3
9-30	SIUE*	Martin, Tenn.	L	1-3
10-1	Eastern Illinois*	Martin, Tenn.	L	1-3
10-4	Southeast Missouri*	Martin, Tenn.	W	3-2
10-8	at Tennessee Tech*	Cookeville, Tenn.	L	1-3
10-14	Tennessee State*	Martin, Tenn.	W	3-2
10-15	Belmont*	Martin, Tenn.	L	1-3
10-21	at Morehead State*	Morehead, Ky.	W	3-0
10-22	at Eastern Kentucky*	Richmond, Ky.	L	1-3
10-28	Austin Peay*	Martin, Tenn.	L	0-3
10-29	Murray State*	Martin, Tenn.	L	0-3
11-4	at Eastern Illinois*	Charleston, Ill.	W	3-2
11-5	at SIUE*	Edwardsville, Ill.	L	1-3
11-8	at Southeast Missouri*	Cape Girardeau, Mo.	L	0-3
11-11	Jacksonville State*	Martin, Tenn.	W	3-0

- 1- CofC Invitational - Charleston, SC
- 2- Little Rock Invitational - Little Rock, Ark.
- 3- A-State Invitational - Jonesboro, Ark.
- 4- Fight Like Hal Memorial Invitational - Birmingham, Ala.
- * Ohio Valley Conference Match



THIS IS UT MARTIN

SKYHAWK ATHLETICS



Above: Freshman Ross Mitchell finished second nationally in team roping at the 2017 College National Finals Rodeo, held in Casper, Wyo. He is the latest in a long line of high finishers for the UT Martin rodeo team, who was the 2014 national champions in rodeo.



Above: Lester Hudson became the first Skyhawk in history to be selected in the NBA Draft when he was drafted by the Boston Celtics in 2009. A two-time OVC Male Athlete of the Year, he led the UT Martin men's basketball team to its first-ever OVC regular season championship in 2008-09. The only player in NCAA Division-I history to accumulate a quadruple-double, he has suited up for the NBA's Boston Celtics (2009-10), Memphis Grizzlies (2009-10, 2011-12), Washington Wizards (2010-11), Cleveland Cavaliers (2011-12) and Los Angeles Clippers (2014-15) since graduating from UT Martin.



Above: Heather Butler became the first player in UT Martin and Ohio Valley Conference history to play in the WNBA after signing with the San Antonio Stars. She left the Skyhawks as the program and conference's all-time leading scorer with 2,865 career points, ranking 16th in NCAA history. Her 392 career 3-pointers tied the NCAA all-time record while scoring double figures in all 129 games of her career, ranking as the second longest streak in history.



Above: Skyhawk defensive lineman Montori Hughes became the 12th UT Martin football player to be drafted after going in the fifth round at pick 139 overall to the Indianapolis Colts in 2013 and first since 1996.

Right: The Skyhawks retained the annual Sgt. York Trophy presented by Delta Dental for the third consecutive year. It marks the first time that UT Martin has held the series trophy for three straight years dating back to 2014.



Above: Speedster Ann Asipan became just the fifth athlete in Ohio Valley Conference history to win back-to-back Athlete of the Championship and individual medalist honors at the 2017 OVC Cross Country Championships.



Above: Hunter Richardson became the first player in UT Martin history to win back-to-back medalist honors with a tournament title at the 2017 Ohio Valley Conference Golf Championships, earning his second NCAA Tournament berth.

- VOLLEYBALL (2001)
- VOLLEYBALL (2002)**
- WOMEN'S TENNIS (2005)
- FOOTBALL (2006)
- WOMEN'S TENNIS (2006)
- MEN'S BASKETBALL (2009)
- SOFTBALL (2009)*
- SOCCER (2009)
- SOFTBALL (2010)
- WOMEN'S BASKETBALL (2011)*
- WOMEN'S TENNIS (2011)
- SOCCER (2011)*
- WOMEN'S BASKETBALL (2012)**
- SOFTBALL (2012)**
- SOCCER (2012)**
- WOMEN'S BASKETBALL (2013)*
- SOCCER (2013)
- WOMEN'S BASKETBALL (2014)**
- WOMEN'S BASKETBALL (2015)
- WOMEN'S BASKETBALL (2016)
- WOMEN'S TENNIS (2016)
- MEN'S GOLF (2016)*

*OVC Tournament Championship

**Team Won OVC Regular-Season
and Tournament Titles



NOTABLE ALUMNI



-JERRY REESE
New York Giants
Senior VP and General Manager



PAT HEAD SUMMITT -
Tennessee Lady Vols
Head Coach Emeritus

- Dr. Margaret Perry ('61) is chancellor emeritus of the University of Tennessee at Martin and was the first female head of a Tennessee four-year college or university.
- Dr. Shirley Raines ('67) is president of the University of Memphis.
- Dr. Nick Dunagan ('68) is chancellor emeritus of The University of Tennessee at Martin.
- Houston Gordon ('68) is a former UT Board of Trustees member and an attorney in Covington, Tenn.
- Dr. C. Pat Taylor ('68) is president of Southwest Baptist University in Missouri.
- Lin Dunn ('69) is the retired head coach for the Indiana Fever, winning a WNBA championship in 2012
- Leonard Hamilton ('71) is head coach of the Florida State University men's basketball team.
- Pat Summitt ('74) is head coach emeritus of the eight-time national champion Lady Vols basketball team.
- Dr. Christy Shaffer ('81) is president and CEO of Inspire Pharmaceuticals, Inc., in Durham, N.C.
- Stan Bell ('85) is a well-known radio personality in Memphis.
- Jerry Reese ('87, '88) is senior vice president and general manager of the NFL's New York Giants.
- Charlie Neese ('92) is a meteorologist at News Channel 5 in Nashville.



-LIN DUNN
Retired Indiana Fever
Head Basketball Coach



BILL RHODES -
Auto Zone
Chairman, President and CEO

- Bill Rhodes ('87) is the chairman, president and CEO of AutoZone.
- Tasha Blakney ('96) is attorney and partner at Eldridge and Blakney, P.C., in Knoxville, Tenn.
- Trent Latta ('98) is principal and COO at Structural Affiliates International, Inc., in Nashville, Tenn.
- Dr. Amanda Raley Lowery ('02) is the first UT Martin engineering student to earn a doctoral degree and is a research associate in the Vanderbilt University Department of Biomedical Engineering.

OVC ACADEMIC AWARDS

UT MARTIN SCHOLAR-ATHLETES

THE WINNERS ARE SELECTED FROM A GROUP OF NOMINEES BY **OVC FACULTY ATHLETICS REPRESENTATIVES**. TO BE ELIGIBLE, HONOREES MUST HAVE AT LEAST A **3.25 GPA** AND CONDUCT THEMSELVES IN A MANNER WHICH HAS BROUGHT CREDIT TO THE STUDENT-ATHLETE, HIS OR HER INSTITUTION, INTERCOLLEGIATE ATHLETICS AND THE **OHIO VALLEY CONFERENCE**

1994-95	ANNA DAVIS	WOMEN'S TENNIS
	CAROLINE GROVES	WOMEN'S TENNIS
1996-97	KLAS BRUNSKOG	MEN'S TENNIS
	ANGELA OLSEN	WOMEN'S TENNIS
1997-98	ARTHUR CASTLE	MEN'S BASKETBALL
2001-02	KELLY PENDLETON	WOMEN'S BASKETBALL
2002-03	RACHEL AHLERS	VOLLEYBALL
2004-05	BRADY WAHLBERG	FOOTBALL
2005-06	CHAD MCMAHAN	FOOTBALL
2007-08	ANDREY YESIPOV	MEN'S TENNIS
2008-09	JAMIE FURSTENBERG	SOCCER
2009-10	CODY TERRY	BASEBALL
2010-11	JENNA MILLER	VOLLEYBALL
2011-12	LEAH TAYLOR	SOFTBALL
2012-13	HEATHER BUTLER	WOMEN'S BASKETBALL
2014-15	BEN REEVES	GOLF
	KATIE SCHUBERT	WOMEN'S BASKETBALL



OVC COMMISSIONER'S HONOR ROLL

THE **OVC COMMISSIONER'S HONOR ROLL** IS PRESENTED ANNUALLY TO STUDENT-ATHLETES WHO HAVE AT LEAST A **3.25 GPA** AND WHO HAVE BEEN ELIGIBLE AND ON THE TEAM THROUGHOUT THE COMPETITIVE SEASON IN THEIR CHOSEN **NCAA-SPONSORED SPORT OR SPORTS**. SINCE JOINING THE **OVC** IN 1992, A TOTAL OF **1,844 UT MARTIN STUDENT-ATHLETES** HAVE BEEN NAMED TO THE PRESTIGIOUS LIST.



OVC MEDAL OF HONOR

THE **OVC MEDAL OF HONOR** IS GIVEN ANNUALLY TO THE STUDENT-ATHLETE(S) WHO ACHIEVE THE HIGHEST **GPA (4.0)** IN A **CONFERENCE-SPONSORED SPORT**. SINCE JOINING THE **OVC** IN 1992, **UT MARTIN STUDENT-ATHLETES** HAVE CLAIMED **250 MEDALS OF HONOR**.

<u>YEAR</u>	<u>TOTAL</u>	<u>YEAR</u>	<u>TOTAL</u>	<u>YEAR</u>	<u>TOTAL</u>
1993-94	4	2001-02	7	2009-10	12
1994-95	4	2002-03	12	2010-11	15
1995-96	8	2003-04	11	2011-12	16
1996-97	8	2004-05	7	2012-13	17
1997-98	7	2005-06	8	2013-14	22
1998-99	5	2006-07	9	2014-15	16
1999-00	7	2007-08	13	2015-16	8
2000-01	6	2008-09	8	2016-17	20

<u>YEAR</u>	<u>TOTAL</u>	<u>YEAR</u>	<u>TOTAL</u>
1993-94	48	2005-06	81
1994-95	62	2006-07	81
1995-96	68	2007-08	85
1996-97	41	2008-09	73
1997-98	38	2009-10	70
1998-99	52	2010-11	93
1999-00	50	2011-12	114
2000-01	58	2012-13	116
2001-02	65	2013-14	109
2002-03	82	2014-15	100
2003-04	81	2015-16	83
2004-05	78	2016-17	116



KURT MCGUFFIN

DIRECTOR OF INTERCOLLEGIATE ATHLETICS

Kurt McGuffin was officially named the 15th University of Tennessee at Martin's director of intercollegiate athletics on May 22, 2017. He is expected to begin his new post on June 28.

McGuffin brings more than 18 years of experience in the collegiate athletics forum, including nearly six years as athletics director at Missouri Western State University, an NCAA Division II school located in St. Joseph, Mo. Before leading the Griffon athletics department in 2011, he also spent time as an assistant athletics director for development at the University of Colorado (2010-11), as a senior associate athletic director for external operations at Kansas State University (2000-10) and as an assistant director of athletics for development at the University of Idaho-Moscow (1999-2000).

In his time at Missouri Western, McGuffin achieved the highest student-athlete grade point average in the history of the school while also setting an all-time high for graduation rate and community service hours. He significantly increased revenue generation to annual and endowment giving by 30 percent and he launched a capital campaign that produced five of the top 10 gifts in university history, finishing off \$13 million in building enhancements in the spring of 2016. In addition, he successfully added six additional sports to bring the total to 16 while collaborating to initiate a Master's program in Sport Business Management – which added 20 graduate assistants to his staff.

McGuffin oversaw six Mid-America Intercollegiate Athletics Association championship squads in his tenure at Missouri Western. That includes the Griffon football program winning its first ever outright MIAA championship in 2012, a year where they also made the deepest postseason run in school history into the Division II quarterfinals. The Missouri Western baseball team claimed its first-ever MIAA title in 2013, the women's basketball team won the MIAA regular season in 2015-16 while the Griffon softball program racked up three conference championships (2014 tournament, 2016 regular season, 2016 tournament) in McGuffin's tenure. Just this past season, the Missouri Western baseball team qualified for the NCAA Tournament in back-to-back seasons (2016-17) for the first time in program history while the Griffon softball program made it to their fourth straight NCAA Regional. The women's golf program also saw freshman Chong Yong advance to the NCAA Championships, becoming the first individual in school history to accomplish that feat.

McGuffin also sustained previous successful programs and experienced growth in resources across the board at Missouri Western. He hired head coaches to lead the Griffon volleyball program to its highest win total since the mid-1990's and earning the most MIAA victories in program history in 2014. The Missouri Western tennis squad also took a new direction under McGuffin, resulting in its first winning season in more than a decade in 2014-15. The Griffon soccer program has also shattered over 20 school records while making its first ever postseason appearance in 2014 while the women's golf program advanced to its first ever NCAA Championship berth in 2016. As a direct result, McGuffin led the Missouri Western charge into the top-100 in the Learfield Cup standings, elevating the program from its 287 ranking when he took over.

Facility improvements were also paramount in McGuffin's success at Missouri Western. He raised nearly \$8 million for a total renovation of Spratt Memorial Stadium while also helping construct a state-of-the-art women's soccer locker room and the Zack and Mary Workman Academic Success Center in 2014.

The upgrades to Spratt Memorial Stadium were instrumental in Missouri Western remaining as the summer home of the NFL's Kansas City Chiefs since 2010. McGuffin led the charge in 2014 as the Chiefs and Missouri Western announced an extension for St. Joseph as the sole training location through the 2017 season.

At Colorado, McGuffin created and implemented a new annual giving program which increased total giving by 15 percent. He added over 600 new members in the first year by establishing fundraising goals, implementing a new donor database, revamping the process of daily donations and planning special events. He also assisted with fundraising and development of a brand new \$12 million sport court practice facility while taking part in a \$1.5 billion university capital campaign.

In addition to his title as senior associate athletic director for external operations at Kansas State, McGuffin also served as the associate athletic director for development, the assistant athletic director for annual giving and the assistant director of athletic development in his decade in Manhattan. He completed over \$25 million in facility enhancements while also leading a \$90 million "Changing Lives Campaign." He also increased annual giving by 50 percent and endowments by over 70 percent.

McGuffin was the sport administrator for the Wildcat men's basketball, men's and women's golf and the men's and women's cross country/track and field programs. He led the development and implementation of a department-wide strategic plan while overseeing all external units (including development, ticketing, marketing and communication) responsible for a revenue of over \$28 million and budgets of \$12 million.

McGuffin led marketing campaigns that resulted in the largest football season-opening crowd in Kansas State history while also heading a sales group that sold out men's basketball games in three out of four seasons. In his tenure, the Wildcat women's basketball and volleyball programs were each in the top-10 nationally in attendance.

Before his first full-time role in athletics administration at Idaho-Moscow, McGuffin also was a graduate assistant for fundraising at Wichita State University, the director of men's basketball operations at Eastern Washington University and the head men's basketball student assistant at Kansas State.

McGuffin is a proud member of the National Association of College Directors of Athletics (NACDA) and the National Association of Development Directors (NADD). He has also spent time on the NCAA Men's Golf Ranking Committee and the NCAA Men's Basketball Committee.

An Iola, Kan. native, McGuffin graduated from Kansas State with a bachelor of science degree in education in 1996. He obtained his Master of Science degree in education from Wichita State in 1999. He is married to the former Jessica Whisler of Goodland, Kan. and the couple has three children – Bryce, Brett and Brea.

2017 UT MARTIN SKYHAWK VOLLEYBALL





2017 SCHEDULE

DATE	TIME	OPPONENT	DATE	TIME	OPPONENT
AUG. 25	3:30 PM	VS. PENN STATE#	OCT. 13	6 PM	AT BELMONT*
AUG. 26	11:30 AM	AT WEST VIRGINIA#	OCT. 14	2 PM	AT TENNESSEE STATE*
AUG. 26	3:30 PM	VS. DELAWARE#	OCT. 20	7 PM	EASTERN KENTUCKY*
SEPT. 1	10 AM	VS. MEMPHIS\$	OCT. 21	2 PM	MOREHEAD STATE*
SEPT. 1	4 PM	VS. LITTLE ROCK\$	OCT. 24	6:30 PM	AT SOUTHEAST MISSOURI*
SEPT. 2	1:30 PM	AT CENTRAL ARKANSAS\$	OCT. 27	7 PM	AT JACKSONVILLE STATE*
SEPT. 8	4:30 PM	VS. UAB%	NOV. 3	7 PM	AT AUSTIN PEAY*
SEPT. 9	10 AM	VS. INDIANA%	NOV. 4	2 PM	AT MURRAY STATE*
SEPT. 9	6:30 PM	AT EVANSVILLE%	NOV. 10	7 PM	EASTERN ILLINOIS*
SEPT. 15	12 PM	VS. NICHOLLS&	NOV. 11	6:30 PM	SIUE*
SEPT. 15	7 PM	VS. LA.-MONROE&	NOV. 16-18	TBA	OVC CHAMPIONSHIP+
SEPT. 16	10 AM	AT MEMPHIS&			
SEPT. 19	7 PM	SOUTHEAST MISSOURI*			
SEPT. 22	7 PM	TENNESSEE TECH*			
SEPT. 29	7 PM	MURRAY STATE*			
SEPT. 30	2 PM	AUSTIN PEAY*			
OCT. 6	7 PM	AT SIUE*			
OCT. 7	2 PM	AT EASTERN ILLINOIS*			

ALL TIMES ARE CST AND SUBJECT TO CHANGE
 HOME MATCHES IN ORANGE AND ALL CAPS
 # WVU INVITATIONAL - MORGANTOWN, W. VA.
 \$ UCA INVITATIONAL - CONWAY, ARK.
 % DUNN HOSPITALITY INVITATIONAL - EVANSVILLE, IND.
 & MEMPHIS INVITATIONAL - MEMPHIS, TENN.
 * OHIO VALLEY CONFERENCE MATCH
 + HOSTED BY OVC REGULAR SEASON CHAMPION